


COVID-19 Statistical Document
Second Wave Phase III and Phase II
(November 2020 – January 2021)
Judicial Case Activity
May 2021



Contents

Introduction	1
Overview: COVID-19 Phase II of Judicial Operations	1
Overview: COVID-19 Phase III of Judicial Operations	1
Overview: COVID-19 Phase IV of Judicial Operations	2
Document Overview	2
Statewide and County Case Filings	2
Data by Case Category	2
Case Category Data Elements	2
Problem-Solving Courts (PSC)	5
Circuit Court - Original Case Filings	6
Table 1: All Circuit Court Original Case Filings – By Case Category, November - January 2019, 2020 and 2021	6
Table 2: Circuit Court Total Original Case Filings – By County, November - January 2019, 2020 and 2021	7
Table 3: Circuit Court Civil Original Case Filings – By County, November - January 2019, 2020 and 2021	8
Table 4: Circuit Court Civil-Family Original Case Filings – By County, November - January 2019, 2020 and 2021	9
Table 5: Circuit Court Juvenile Original Case Filings – By County, November - January 2019, 2020 and 2021	10
Table 6: Circuit Court Criminal Original Case Filings – By County, November - January 2019, 2020 and 2021	11
Circuit Court Domestic Violence Case Activity	12
Table 7: Circuit Court Domestic Violence Original Case Filings, Protective Orders by Type*, and Hearings Held/Concluded November- January 2019, 2020 and 2021	12
Figure 1: Monthly Total Circuit Court Domestic Violence Original Case Filings, 2019, 2020 and 2021	13
Figure 2: Monthly Total Circuit Court Protective Orders, 2019, 2020 and 2021	14
Figure 3: Circuit Court Domestic Violence Hearings Held/Concluded, 2019, 2020 and 2021	15
Circuit Court Civil Case Activity	16
Table 8: Circuit Court Original Civil Case Filings and Hearings Held/Concluded November- January 2019, 2020 and 2021	16
Figure 4: Monthly Circuit Court – Original Case Filings – Case Category: Civil, 2019, 2020 and 2021	17
Figure 5: Monthly Circuit Court – Original Case Filings – Case Type: Foreclosure (Residential) 2019, 2020 and 2021	18

Figure 6: Monthly Circuit Court Civil Hearings Held/Concluded, 2019, 2020 and 2021	19
Circuit Court Civil-Family Case Activity	20
Table 9: All Circuit Court Civil-Family Original Case Filings, Hearings Held/Concluded November- January 2019, 2020 and 2021	20
Figure 7: Monthly Circuit Court – Original Case Filings – Case Category: Civil-Family 2019, 2020 and 2021	21
Figure 8: Monthly Circuit Court – Original Case Filings – Case Type: Child Custody (Versus) 2019, 2020 and 2021	22
Figure 9: Monthly Circuit Court – Original Case Filings – Case Type: Child Support (Agency) 2019, 2020 and 2021	23
Figure 10: Monthly Circuit Court – Original Case Filings – Case Type: Divorce (Absolute) 2019, 2020 and 2021	24
Figure 11: Monthly Circuit Court – Original Case Filings – Case Type: Divorce (Limited) 2019, 2020 and 2021	25
Figure 12: Monthly Circuit Court Civil-Family Hearings Held/Concluded, 2019, 2020 and 2021	26
Figure 13: Monthly Circuit Court Divorce Hearings Held/Concluded – Contested 2019, 2020 and 2021	27
Figure 14: Monthly Circuit Court Divorce Hearings Held/Concluded – Uncontested 2019, 2020 and 2021	28
Circuit Court Juvenile Case Activity	29
Table 10: All Circuit Court Juvenile Original Case Filings, Hearings Held/Concluded, November January 2019, 2020 and 2021	29
Figure 15: Monthly Circuit Court – Original Case Filings – Case Category: Juvenile 2019, 2020 and 2021	30
Figure 16: Monthly Circuit Court Juvenile Hearings Held/Concluded, 2019, 2020 and 2021	31
Circuit Court Criminal Case Activity	33
Table 11: Circuit Court Criminal Case Activity – Case Filings, Pleas, Hearings Held/Concluded and Dispositions November- January 2019, 2020 and 2021	33
Figure 18: Monthly Circuit Court – Original Case Filings – Case Category: Criminal 2019, 2020 and 2021	34
Figure 19: Monthly Circuit Court – Criminal Case Activity – Criminal Pleas (Total Charges Pled) 2019, 2020 and 2021	35
Figure 20: Monthly Circuit Court – Criminal Case Activity – Criminal Pleas (Unique Cases) 2019, 2020 and 2021	36
Figure 21: Monthly Circuit Court Criminal Hearings Held/Concluded, 2019, 2020 and 2021	37
Figure 22: Monthly Circuit Court Bail Review Hearings Held/Concluded, 2019, 2020 and 2021	38
Figure 24: Monthly Circuit Court – Criminal Case Activity – Criminal Dispositions (Cases) 2019, 2020 and 2021	40

District Court - Original Case Filings	41
Table 12: All District Court Original Case Filings – By Case Category, November- January 2019, 2020 and 2021	41
Table 13: District Court Total Original Case Filings – By County, November- January 2019, 2020 and 2021	42
Table 14: District Court Civil Original Case Filings – By County, November- January 2019, 2020 and 2021	43
Table 15: District Court Motor Vehicle Original Case Filings – By County, November- January 2019, 2020 and 2021	44
Table 16: District Court Landlord-Tenant Original Case Filings – By County, November- January 2019, 2020 and 2021	45
Table 17: District Court Criminal Original Case Filings – By County, November- January 2019, 2020 and 2021	46
District Court Domestic Violence Case Activity	47
Protective Orders	47
Table 18: District Court Domestic Original Case Filings, Protective Orders by Order Type and Hearings Held/Concluded November- January 2019, 2020 and 2021	47
Figure 25: Monthly Total District Court Domestic Violence Original Case Filings 2019, 2020 and 2021	48
Figure 26: Monthly Total District Court Domestic Violence Protective Orders 2019, 2020 and 2021	49
Figure 27: Monthly District Court Domestic Violence Protective Order Hearings Held/Concluded 2019, 2020 and 2021	50
Extreme Risk Protective Orders (ERPO)	51
Table 19: District Court ERPO* Original Case Filings, ERPOs by Order Type and Hearings Held/Concluded November- January 2019, 2020 and 2021	51
Figure 28: Monthly District Court ERPO Original Case Filings, 2019, 2020 and 2021	52
Figure 29: Monthly Total District Court ERPOs, 2019, 2020 and 2021	53
Figure 30: Monthly District Court ERPO Hearings Held/Concluded, 2019, 2020 and 2021	54
Peace Orders	55
Table 20: District Court Peace Order* Original Case Filings, Peace Orders by Order Type and Hearings Held/Concluded November- January 2019, 2020 and 2021	55
Figure 31: Monthly District Court Peace Order Original Case Filings, 2019, 2020 and 2021	56
Figure 32: Monthly Total District Court Peace Orders, 2019, 2020 and 2021	57
Figure 33: Monthly District Court Peace Order Hearings Held/Concluded, 2019, 2020 and 2021	58
District Court – Civil Case Activity	59

Table 21: District Court Original Civil Case Filings and Hearings Held/Concluded – November- January 2019, 2020 and 2021	59
Figure 34: District Court Civil Case Filings, 2019, 2020 and 2021	60
Figure 35: District Court Civil Hearings Held/Concluded 2019, 2020 and 2021	61
Figure 36: District Court Emergency Evaluations Filed, 2019, 2020 and 2021	62
Figure 37: District Court Emergency Evaluations Granted 2019, 2020 and 2021	63
District Court Criminal Case Activity.....	64
Table 22: District Court Original Criminal Case Filings, Hearings Held/Concluded, Pleas and Dispositions November- January 2019, 2020 and 2021	64
Figure 38: District Court Criminal Case Filed, 2019, 2020 and 2021	65
Figure 39: District Court Criminal Pleas, 2019, 2020 and 2021	66
Figure 40: District Court Criminal Hearings Held/Concluded 2019, 2020 and 2021	67
Figure 41: District Court Criminal Bail Review Hearings 2019, 2020 and 2021.....	68
Figure 42: District Court Total Criminal Dispositions 2019, 2020 and 2021	69
Figure 43: District Court Criminal Trial Dispositions, 2019, 2020 and 2021.....	70
Figure 44: District Court Criminal Non-Trial Dispositions 2019, 2020 and 2021.....	71
District Court Motor Vehicle Case Activity.....	72
Table 23: District Court Motor Vehicle Cases Filed, Hearings Held/Concluded and Dispositions November- January 2019, 2020 and 2021	72
Figure 45: District Court Motor Vehicle Cases Filed, 2019, 2020 and 2021	73
Figure 46: District Court Motor Vehicle Case Pleas, 2019, 2020 and 2021	74
Figure 47: District Court Motor Vehicle Hearings Held/Concluded, 2019, 2020 and 2021	75
Figure 48: District Court Motor Vehicle Bail Review Hearings, 2019, 2020 and 2021	76
Figure 49: District Court Motor Vehicle Dispositions, 2019, 2020 and 2021	77
Problem-Solving Court Activity	78
Table 24: Problem-Solving Court (PSC) Hearings, Number of Participants in Attendance November -January 2019, 2020, and 2021	78
Figure 50: District and Circuit Court PSC Hearings, Number of Participants in Attendance 2019, 2020, and 2021	79
Appendices	80
Appendix A: COVID 19 Timeline	80
Appendix B: COVID Administrative Orders*(Active)	80
Appendix C: Judicial Operations by Court and Phase.....	81
Phase I: March 16, 2020 - June 5, 2020.....	81

District Court	81
District Court Commissioners.....	81
Circuit Courts.....	81
Court of Special Appeals.....	82
Court of Appeals.....	82
Phase II: June 5, 2020-July 19, 2020 and December 22, 2020-March 14, 2021.....	82
District Court	82
District Court Commissioners.....	83
Circuit Courts.....	83
Phase III: July 20, 2020 – August 30, 2020 and November 16, 2020 – November 29, 2020.....	85
District Court	85
District Court Commissioners.....	85
Circuit Courts.....	86
Court of Special Appeals.....	87
Court of Appeals.....	87
Phase IV: August 31, 2020- November 15, 2020 and March 15, 2021 through April 25, 2021	87
District Court	87
Circuit Courts.....	88
Phase V: Beginning April 26, 2021.....	88

Introduction

On March 15, 2021 the Maryland Judiciary transitioned from Phase II Operational Environment to Phase IV Operational Environment under Chief Barbera's February 16, 2021 order, [Amended Administrative Order Expanding Statewide Judiciary operations in Light of the COVID-19 Emergency](#). Phase II operational guidelines were resumed on November 30, 2020 in response to a second wave of COVID-19 cases in Maryland, and consistent with guidance from the Center for Disease Control (CDC). Previous to the second wave Phase II, the Judiciary had successfully moved from Phase I through IV of the [Judiciary's Phased Reopening Plan](#) and briefly re-entered Phase III from November 16, 2020 November 30, 2020. Phase IV, in which all courts resumed full operations, was initiated on April 26, 2021.

The Judiciary, having previously produced a statistical document on judicial activities during Phase I (March 2020 - May 2020), the initial Phase II (June 2020 – July 2020) and Phases II and IV (August 2020 – October 2020) are providing an update on activities during the subsequent COVID operational phases. The purpose of this document is to provide a statistical record of select judicial operations during the first three months of the second wave of the COVID health emergency; from November 2020 (Phase III & IV) through January 2021 (Phase II). Data from the same period in 2019 and 2020 is provided for statistical comparison. Please see [Appendix C](#) for a description of judicial operations under Phases I-V of the [February 16, 2021 Administrative Order](#).

Overview: COVID-19 Phase II of Judicial Operations

During second wave Phase II (December 2020 through March 15, 2021), Clerks' offices in the District Court of Maryland and circuit courts throughout the state remained open to the public for emergency purposes and by appointment for other matters. In Phase II, the District Court and circuit courts heard specific case types in-person and continued to use technology for remote proceedings, either by video or telephone depending on court location. During Phase II, the District Court heard criminal, traffic, civil, domestic violence, peace orders, Extreme Risk Protective Orders, and landlord-tenant cases. The circuit courts heard civil, criminal, family, child in need of assistance (CINA), and juvenile matters.

Overview: COVID-19 Phase III of Judicial Operations

During Phase III (November 2020) Clerks', offices in the District Court of Maryland and circuit courts throughout the state remained open to the public for emergency purposes and by appointment for other matters. In Phase III, the District Court and circuit courts heard specific case types remotely or in-person, including in the District Court, criminal, traffic, civil, domestic violence, peace orders, Extreme Risk Protective Orders, and landlord-tenant cases; and in the Circuit Courts, civil, criminal, family, Child in Need of Assistance (CINA), and juvenile matters.

Additionally, courts across Maryland continued to use technology for remote proceedings, either by video or telephone, depending on court location.

Overview: COVID-19 Phase IV of Judicial Operations

The Judiciary proceeded directly to Phase IV Operations, beginning March 15, 2021. During Phase IV (March 15, 2021 through April 26, 2021), courts were open to the public and resumed non-jury trials and contested hearings in criminal, civil, family and juvenile matters, with continued restrictions to limit the concentration of individuals and allow social distancing, consistent with guidance of the CDC or MDH or both.

Document Overview

Statewide and County Case Filings

This report provides monthly circuit court and District Court original case filings statistics for November of 2019 through January of 2020 and November 2020 through January of 2021. Case filing data is further organized by:

- Case category (statewide totals)
- Civil filings (by county)
- Civil-Family filings (by county)
- Juvenile filings (by county)
- Criminal filings (by county)
- Motor Vehicle filings (by county)
- Landlord Tenant filings (by county)

Data by Case Category

Additional case activity statistics provided in this document are organized according to circuit court and District Court and then by case category. Case category statistics are organized as follows:

- Domestic Violence (circuit and District Court)
- Civil (circuit court and District Court)
- Civil-Family (circuit court only)
- Juvenile (circuit court only)
- Criminal (circuit and District Court)
- Motor Vehicle (District Court only)

Case Category Data Elements

Each case category includes a main summary data table and a graph for each data element represented in the summary table. Data elements for all case categories include original case filings and hearings held/concluded. Selected case types, events and hearing types are highlighted within case categories. Specific data elements pertaining to each case category are provided below:

Circuit Court Domestic Violence Case Activity

- Original domestic violence case filings
- Final and temporary protective orders granted, denied, dismissed, extended, and rescinded
- Domestic violence hearings held and concluded

Circuit Court Civil Case Activity

- Original case filings
 - Highlight case type – residential foreclosure
- Hearings held and concluded

Circuit Court Civil-Family Case Activity

- Original case filings
 - Highlight case type: child custody (versus)
 - Highlight case type: child support (agency)
 - Highlight case type: divorce absolute
 - Highlight case type: divorce limited
- Hearings held and concluded
 - Highlight hearing: contested divorce
 - Highlight hearing: uncontested divorce

Circuit Court Juvenile Case Activity

- Original case filings
- Hearings held and concluded
 - Highlight hearing – child in need of assistance (CINA)

Circuit Court Criminal Case Activity

- Original case filings
- Pleas by charge
- Pleas unique case
- Hearings held/concluded
 - Highlight hearing: bail review
- Dispositions by charge
- Dispositions by case

District Court Domestic Violence Case Activity

- Protective Orders
 - Original domestic violence case filings
 - Interim, temporary, and final domestic violence protective orders granted, denied, and dismissed
 - Domestic violence protective order hearings held and concluded
- Extreme Risk Protective Order
 - Original extreme risk protective order case filings
 - Interim, temporary, and final protective orders granted, denied, and dismissed
 - Extreme risk protective order hearings held and concluded
- Peace Order
 - Original peace order case filings
 - Interim, temporary, and final peace orders granted, denied, and dismissed
 - Peace order hearings held and concluded

District Court Civil Case Activity

- Cases filed
- Hearings held and concluded
- Highlight– emergency evaluations filed and granted

District Court Criminal Case Activity

- Criminal case filings
- Criminal pleas
- Total criminal hearings held and concluded
- Highlight hearing – bail review
- Total Dispositions
 - Trial dispositions
 - Non-trial dispositions

District Court Motor Vehicle Case Activity

- Motor vehicle case filings
- Motor vehicle pleas
- Total motor vehicle hearings held and concluded
 - Highlight hearing – bail review
- Total motor vehicle dispositions

Problem-Solving Courts (PSC)

The final section of this document provides statistics pertaining to the number of participants attending circuit court and District Court problem-solving court hearings. Participant data reflects attendance by individuals enrolled in adult circuit court and District Court drug, DUI, mental health, re-entry, Back-on-Track, and veterans courts. Data is also inclusive of juvenile participants of drug and truancy courts, and families enrolled in family/dependency drug courts.

Circuit Court - Original Case Filings

Table 1: All Circuit Court Original Case Filings – By Case Category, November - January 2019, 2020 and 2021

Circuit Court Original Filings (All Counties)	November			December				January			
	2019	2020	Percent Change from Last Year: November 2019 & 2020	2019	2020	Percent Change from Previous Month: November & December 2020	Percent Change from Last Year: December 2019 & 2020	2020	2021	Percent Change from Previous Month: December & January 2020	Percent Change from Last Year: January 2019 & 2020
Criminal	2,571	1,962	-23.7%	2,650	1,803	-8.1%	-32.0%	2,700	1,794	-0.5%	-33.6%
Civil	3,818	2,404	-37.0%	4,444	2,147	-10.7%	-51.7%	4,013	2,698	25.7%	-32.8%
Civil-Family	4,171	3,263	-21.8%	4,181	3,097	-5.1%	-25.9%	4,946	3,457	11.6%	-30.1%
Juvenile	694	329	-52.6%	741	348	5.8%	-53.0%	816	384	10.3%	-52.9%
Total Filings	11,254	7,958	-29.3%	12,016	7,395	-7.1%	-38.5%	12,475	8,333	12.7%	-33.2%

Source: MDEC County Circuit Courts, Montgomery, Prince George's, and Baltimore City Circuit Courts.

Table 2: Circuit Court Total Original Case Filings – By County, November - January 2019, 2020 and 2021

Circuit Court Original Case Filings by Case Category - All Case Categories	November			December				January			
	2019	2020	Percent Change from Last Year: November 2019 & 2020	2019	2020	Percent Change from Previous Month: November & December 2020	Percent Change from Last Year: December 2019 & 2020	2020	2021	Percent Change from Previous Month: December & January 2020	Percent Change from Last Year: January 2019 & 2020
First Circuit	535	395	-26.2%	550	409	3.5%	-25.6%	598	388	-5.1%	-35.1%
Dorchester	104	48	-53.8%	99	66	37.5%	-33.3%	131	67	1.5%	-48.9%
Somerset	91	54	-40.7%	75	45	-16.7%	-40.0%	70	57	26.7%	-18.6%
Wicomico	220	186	-15.5%	262	209	12.4%	-20.2%	257	174	-16.7%	-32.3%
Worcester	120	107	-10.8%	114	89	-16.8%	-21.9%	140	90	1.1%	-35.7%
Second Circuit	536	476	-11.2%	677	478	0.4%	-29.4%	692	567	18.6%	-18.1%
Caroline	70	54	-22.9%	111	62	14.8%	-44.1%	121	89	43.5%	-26.4%
Cecil	233	201	-13.7%	317	217	8.0%	-31.5%	338	250	15.2%	-26.0%
Kent	42	58	38.1%	59	32	-44.8%	-45.8%	45	62	93.8%	37.8%
Queen Anne's	124	107	-13.7%	116	103	-3.7%	-11.2%	113	121	17.5%	7.1%
Talbot	67	56	-16.4%	74	64	14.3%	-13.5%	75	45	-29.7%	-40.0%
Third Circuit	1,929	1,541	-20.1%	2,195	1,447	-6.1%	-34.1%	2,144	1,507	4.1%	-29.7%
Baltimore	1,531	1,228	-19.8%	1,809	1,158	-5.7%	-36.0%	1,700	1,213	4.7%	-28.6%
Harford	398	313	-21.4%	386	289	-7.7%	-25.1%	444	294	1.7%	-33.8%
Fourth Circuit	551	406	-26.3%	526	277	-31.8%	-47.3%	684	325	17.3%	-52.5%
Allegany	167	143	-14.4%	173	98	-31.5%	-43.4%	257	110	12.2%	-57.2%
Garrett	55	36	-34.5%	25	29	-19.4%	16.0%	49	28	-3.4%	-42.9%
Washington	329	227	-31.0%	328	150	-33.9%	-54.3%	378	187	24.7%	-50.5%
Fifth Circuit	1,600	1,148	-28.3%	1,695	1,159	1.0%	-31.6%	1,687	1,178	1.6%	-30.2%
Anne Arundel	998	604	-39.5%	1,030	695	15.1%	-32.5%	964	665	-4.3%	-31.0%
Carroll	257	212	-17.5%	267	180	-15.1%	-32.6%	297	194	7.8%	-34.7%
Howard	345	332	-3.8%	398	284	-14.5%	-28.6%	426	319	12.3%	-25.1%
Sixth Circuit	1,732	1,188	-31.4%	1,828	1,119	-5.8%	-38.8%	1,977	1,160	3.7%	-41.3%
Frederick	465	285	-38.7%	430	250	-12.3%	-41.9%	459	311	24.4%	-32.2%
Montgomery	1,267	903	-28.7%	1,398	869	-3.8%	-37.8%	1,518	849	-2.3%	-44.1%
Seventh Circuit	2,244	1,362	-39.3%	2,375	1,432	5.1%	-39.7%	2,521	1,870	30.6%	-25.8%
Calvert	133	97	-27.1%	142	83	-14.4%	-41.5%	189	78	-6.0%	-58.7%
Charles	347	219	-36.9%	435	211	-3.7%	-51.5%	406	206	-2.4%	-49.3%
Prince George's	1,603	924	-42.4%	1,658	1,015	9.8%	-38.8%	1,728	1,462	44.0%	-15.4%
St. Mary's	161	122	-24.2%	140	123	0.8%	-12.1%	198	124	0.8%	-37.4%
Eighth Circuit	2,127	1,442	-32.2%	2,170	1,074	-25.5%	-50.5%	2,172	1,338	24.6%	-38.4%
Baltimore City	2,127	1,442	-32.2%	2,170	1,074	-25.5%	-50.5%	2,172	1,338	24.6%	-38.4%
STATE TOTALS	11,254	7,958	-29.3%	12,016	7,395	-7.1%	-38.5%	12,475	8,333	12.7%	-33.2%

Table 3: Circuit Court Civil Original Case Filings – By County, November - January 2019, 2020 and 2021

Circuit Court Original Case Filings by Case Category - Civil	November			December				January			
	2019	2020	Percent Change from Last Year: November 2019 & 2020	2019	2020	Percent Change from Previous Month: November & December 2020	Percent Change from Last Year: December 2019 & 2020	2020	2021	Percent Change from Previous Month: December & January 2020	Percent Change from Last Year: January 2019 & 2020
First Circuit	118	82	-30.5%	141	86	4.9%	-39.0%	152	78	-9.3%	-48.7%
Dorchester	25	9	-64.0%	14	8	-11.1%	-42.9%	30	12	50.0%	-60.0%
Somerset	21	11	-47.6%	10	14	27.3%	40.0%	13	9	-35.7%	-30.8%
Wicomico	45	36	-20.0%	84	40	11.1%	-52.4%	64	36	-10.0%	-43.8%
Worcester	27	26	-3.7%	33	24	-7.7%	-27.3%	45	21	-12.5%	-53.3%
Second Circuit	116	69	-40.5%	161	74	7.2%	-54.0%	117	70	-5.4%	-40.2%
Caroline	7	8	14.3%	22	7	-12.5%	-68.2%	23	7	0.0%	-69.6%
Cecil	45	38	-15.6%	69	43	13.2%	-37.7%	50	30	-30.2%	-40.0%
Kent	7	8	14.3%	14	5	-37.5%	-64.3%	12	6	20.0%	-50.0%
Queen Anne's	49	10	-79.6%	39	10	0.0%	-74.4%	14	23	130.0%	64.3%
Talbot	8	5	-37.5%	17	9	80.0%	-47.1%	18	4	-55.6%	-77.8%
Third Circuit	541	452	-16.5%	826	435	-3.8%	-47.3%	594	431	-0.9%	-27.4%
Baltimore	443	380	-14.2%	725	354	-6.8%	-51.2%	477	362	2.3%	-24.1%
Harford	98	72	-26.5%	101	81	12.5%	-19.8%	117	69	-14.8%	-41.0%
Fourth Circuit	97	75	-22.7%	120	53	-29.3%	-55.8%	132	70	32.1%	-47.0%
Allegany	29	31	6.9%	38	19	-38.7%	-50.0%	46	17	-10.5%	-63.0%
Garrett	14	10	-28.6%	11	5	-50.0%	-54.5%	20	13	160.0%	-35.0%
Washington	54	34	-37.0%	71	29	-14.7%	-59.2%	66	40	37.9%	-39.4%
Fifth Circuit	515	314	-39.0%	597	295	-6.1%	-50.6%	579	293	-0.7%	-49.4%
Anne Arundel	348	168	-51.7%	409	168	0.0%	-58.9%	369	171	1.8%	-53.7%
Carroll	55	27	-50.9%	65	39	44.4%	-40.0%	74	30	-23.1%	-59.5%
Howard	112	119	6.3%	123	88	-26.1%	-28.5%	136	92	4.5%	-32.4%
Sixth Circuit	580	386	-33.4%	724	319	-17.4%	-55.9%	704	332	4.1%	-52.8%
Frederick	94	53	-43.6%	80	51	-3.8%	-36.3%	95	55	7.8%	-42.1%
Montgomery	486	333	-31.5%	644	268	-19.5%	-58.4%	609	277	3.4%	-54.5%
Seventh Circuit	862	393	-54.4%	916	431	9.7%	-52.9%	834	746	73.1%	-10.6%
Calvert	54	22	-59.3%	52	21	-4.5%	-59.6%	79	22	4.8%	-72.2%
Charles	109	53	-51.4%	143	54	1.9%	-62.2%	100	62	14.8%	-38.0%
Prince George's	660	300	-54.5%	685	318	6.0%	-53.6%	606	627	97.2%	3.5%
St. Mary's	39	18	-53.8%	36	38	111.1%	5.6%	49	35	-7.9%	-28.6%
Eighth Circuit	989	633	-36.0%	959	454	-28.3%	-52.7%	901	678	49.3%	-24.8%
Baltimore City	989	633	-36.0%	959	454	-28.3%	-52.7%	901	678	49.3%	-24.8%
STATE TOTALS	3,818	2,404	-37.0%	4,444	2,147	-10.7%	-51.7%	4,013	2,698	25.7%	-32.8%

Table 4: Circuit Court Civil-Family Original Case Filings – By County, November - January 2019, 2020 and 2021

Circuit Court Original Case Filings by Case Category – Civil-Family	November			December				January			
	2019	2020	Percent Change from Last Year: November 2019 & 2020	2019	2020	Percent Change from Previous Month: November & December 2020	Percent Change from Last Year: December 2019 & 2020	2020	2021	Percent Change from Previous Month: December & January 2020	Percent Change from Last Year: January 2019 & 2020
First Circuit	237	146	-38.4%	205	168	15.1%	-18.0%	231	199	18.5%	-13.9%
Dorchester	54	20	-63.0%	44	34	70.0%	-22.7%	49	31	-8.8%	-36.7%
Somerset	29	27	-6.9%	24	11	-59.3%	-54.2%	37	32	190.9%	-13.5%
Wicomico	98	65	-33.7%	86	85	30.8%	-1.2%	99	85	0.0%	-14.1%
Worcester	56	34	-39.3%	51	38	11.8%	-25.5%	46	51	34.2%	10.9%
Second Circuit	187	161	-13.9%	216	140	-13.0%	-35.2%	256	213	52.1%	-16.8%
Caroline	33	12	-63.6%	43	21	75.0%	-51.2%	55	28	33.3%	-49.1%
Cecil	86	65	-24.4%	102	62	-4.6%	-39.2%	125	86	38.7%	-31.2%
Kent	17	29	70.6%	21	10	-65.5%	-52.4%	17	47	370.0%	176.5%
Queen Anne's	26	25	-3.8%	21	30	20.0%	42.9%	34	31	3.3%	-8.8%
Talbot	25	30	20.0%	29	17	-43.3%	-41.4%	25	21	23.5%	-16.0%
Third Circuit	724	594	-18.0%	682	560	-5.7%	-17.9%	819	567	1.3%	-30.8%
Baltimore	550	450	-18.2%	516	418	-7.1%	-19.0%	603	411	-1.7%	-31.8%
Harford	174	144	-17.2%	166	142	-1.4%	-14.5%	216	156	9.9%	-27.8%
Fourth Circuit	260	197	-24.2%	233	123	-37.6%	-47.2%	315	177	43.9%	-43.8%
Allegany	65	45	-30.8%	53	45	0.0%	-15.1%	97	57	26.7%	-41.2%
Garrett	30	19	-36.7%	7	15	-21.1%	114.3%	18	13	-13.3%	-27.8%
Washington	165	133	-19.4%	173	63	-52.6%	-63.6%	200	107	69.8%	-46.5%
Fifth Circuit	676	531	-21.4%	640	533	0.4%	-16.7%	676	604	13.3%	-10.7%
Anne Arundel	399	279	-30.1%	353	329	17.9%	-6.8%	374	329	0.0%	-12.0%
Carroll	120	96	-20.0%	101	65	-32.3%	-35.6%	121	96	47.7%	-20.7%
Howard	157	156	-0.6%	186	139	-10.9%	-25.3%	181	179	28.8%	-1.1%
Sixth Circuit	761	628	-17.5%	754	640	1.9%	-15.1%	921	642	0.3%	-30.3%
Frederick	178	175	-1.7%	199	158	-9.7%	-20.6%	239	207	31.0%	-13.4%
Montgomery	583	453	-22.3%	555	482	6.4%	-13.2%	682	435	-9.8%	-36.2%
Seventh Circuit	989	755	-23.7%	1,045	789	4.5%	-24.5%	1,255	848	7.5%	-32.4%
Calvert	48	55	14.6%	44	52	-5.5%	18.2%	74	38	-26.9%	-48.6%
Charles	142	120	-15.5%	182	139	15.8%	-23.6%	222	127	-8.6%	-42.8%
Prince George's	718	515	-28.3%	753	557	8.2%	-26.0%	842	622	11.7%	-26.1%
St. Mary's	81	65	-19.8%	66	41	-36.9%	-37.9%	117	61	48.8%	-47.9%
Eighth Circuit	337	251	-25.5%	406	144	-42.6%	-64.5%	473	207	43.8%	-56.2%
Baltimore City	337	251	-25.5%	406	144	-42.6%	-64.5%	473	207	43.8%	-56.2%
STATE TOTALS	4,171	3,263	-21.8%	4,181	3,097	-5.1%	-25.9%	4,946	3,457	11.6%	-30.1%

Table 5: Circuit Court Juvenile Original Case Filings – By County, November - January 2019, 2020 and 2021

Circuit Court Original Case Filings by Case Category - Juvenile	November			December				January			
	2019	2020	Percent Change from Last Year: November 2019 & 2020	2019	2020	Percent Change from Previous Month: November & December 2020	Percent Change from Last Year: December 2019 & 2020	2020	2021	Percent Change from Previous Month: December & January 2020	Percent Change from Last Year: January 2019 & 2020
First Circuit	42	26	-38.1%	81	21	-19.2%	-74.1%	63	30	42.9%	-52.4%
Dorchester	7	9	28.6%	19	1	-88.9%	-94.7%	20	10	900.0%	-50.0%
Somerset	17	4	-76.5%	18	2	-50.0%	-88.9%	5	4	100.0%	-20.0%
Wicomico	14	10	-28.6%	33	15	50.0%	-54.5%	22	13	-13.3%	-40.9%
Worcester	4	3	-25.0%	11	3	0.0%	-72.7%	16	3	0.0%	-81.3%
Second Circuit	23	8	-65.2%	33	23	187.5%	-30.3%	34	12	-47.8%	-64.7%
Caroline	5	0	-100.0%	2	2	-	0.0%	3	1	-50.0%	-66.7%
Cecil	11	7	-36.4%	24	13	85.7%	-45.8%	23	7	-46.2%	-69.6%
Kent	1	0	-100.0%	3	2	-	-33.3%	1	1	-50.0%	0.0%
Queen Anne's	5	0	-100.0%	3	0	-	-100.0%	1	2	-	100.0%
Talbot	1	1	0.0%	1	6	500.0%	500.0%	6	1	-83.3%	-83.3%
Third Circuit	126	66	-47.6%	153	74	12.1%	-51.6%	178	74	0.0%	-58.4%
Baltimore	113	46	-59.3%	129	62	34.8%	-51.9%	154	61	-1.6%	-60.4%
Harford	13	20	53.8%	24	12	-40.0%	-50.0%	24	13	8.3%	-45.8%
Fourth Circuit	43	29	-32.6%	38	20	-31.0%	-47.4%	51	15	-25.0%	-70.6%
Allegany	8	13	62.5%	12	9	-30.8%	-25.0%	15	10	11.1%	-33.3%
Garrett	1	2	100.0%	2	7	250.0%	250.0%	7	0	-100.0%	-
Washington	34	14	-58.8%	24	4	-71.4%	-83.3%	29	5	25.0%	-82.8%
Fifth Circuit	80	24	-70.0%	92	43	79.2%	-53.3%	93	42	-2.3%	-54.8%
Anne Arundel	49	9	-81.6%	46	33	266.7%	-28.3%	36	26	-21.2%	-27.8%
Carroll	8	6	-25.0%	15	3	-50.0%	-80.0%	21	7	133.3%	-66.7%
Howard	23	9	-60.9%	31	7	-22.2%	-77.4%	36	9	28.6%	-75.0%
Sixth Circuit	114	29	-74.6%	100	37	27.6%	-63.0%	90	44	18.9%	-51.1%
Frederick	43	6	-86.0%	24	11	83.3%	-54.2%	21	7	-36.4%	-66.7%
Montgomery	71	23	-67.6%	76	26	13.0%	-65.8%	69	37	42.3%	-46.4%
Seventh Circuit	77	36	-53.2%	85	51	41.7%	-40.0%	103	61	19.6%	-40.8%
Calvert	12	1	-91.7%	7	3	200.0%	-57.1%	9	2	-33.3%	-77.8%
Charles	11	1	-90.9%	18	8	700.0%	-55.6%	19	5	-37.5%	-73.7%
Prince George's	41	31	-24.4%	49	34	9.7%	-30.6%	61	48	41.2%	-21.3%
St. Mary's	13	3	-76.9%	11	6	100.0%	-45.5%	14	6	0.0%	-57.1%
Eighth Circuit	189	111	-41.3%	159	79	-28.8%	-50.3%	204	106	34.2%	-48.0%
Baltimore City	189	111	-41.3%	159	79	-28.8%	-50.3%	204	106	34.2%	-48.0%
STATE TOTALS	694	329	-52.6%	741	348	5.8%	-53.0%	816	384	10.3%	-52.9%

Table 6: Circuit Court Criminal Original Case Filings – By County, November - January 2019, 2020 and 2021

Circuit Court Original Case Filings by Case Category - Criminal	November			December				January			
	2019	2020	Percent Change from Last Year: November 2019 & 2020	2019	2020	Percent Change from Previous Month: November & December 2020	Percent Change from Last Year: December 2019 & 2020	2020	2021	Percent Change from Previous Month: December & January 2020	Percent Change from Last Year: January 2019 & 2020
First Circuit	138	141	2.2%	123	134	-5.0%	8.9%	152	81	-39.6%	-46.7%
Dorchester	18	10	-44.4%	22	23	130.0%	4.5%	32	14	-39.1%	-56.3%
Somerset	24	12	-50.0%	23	18	50.0%	-21.7%	15	12	-33.3%	-20.0%
Wicomico	63	75	19.0%	59	69	-8.0%	16.9%	72	40	-42.0%	-44.4%
Worcester	33	44	33.3%	19	24	-45.5%	26.3%	33	15	-37.5%	-54.5%
Second Circuit	210	238	13.3%	267	241	1.3%	-9.7%	285	272	12.9%	-4.6%
Caroline	25	34	36.0%	44	32	-5.9%	-27.3%	40	53	65.6%	32.5%
Cecil	91	91	0.0%	122	99	8.8%	-18.9%	140	127	28.3%	-9.3%
Kent	17	21	23.5%	21	15	-28.6%	-28.6%	15	8	-46.7%	-46.7%
Queen Anne's	44	72	63.6%	53	63	-12.5%	18.9%	64	65	3.2%	1.6%
Talbot	33	20	-39.4%	27	32	60.0%	18.5%	26	19	-40.6%	-26.9%
Third Circuit	538	429	-20.3%	534	378	-11.9%	-29.2%	553	435	15.1%	-21.3%
Baltimore	425	352	-17.2%	439	324	-8.0%	-26.2%	466	379	17.0%	-18.7%
Harford	113	77	-31.9%	95	54	-29.9%	-43.2%	87	56	3.7%	-35.6%
Fourth Circuit	151	105	-30.5%	135	81	-22.9%	-40.0%	186	63	-22.2%	-66.1%
Allegany	65	54	-16.9%	70	25	-53.7%	-64.3%	99	26	4.0%	-73.7%
Garrett	10	5	-50.0%	5	2	-60.0%	-60.0%	4	2	0.0%	-50.0%
Washington	76	46	-39.5%	60	54	17.4%	-10.0%	83	35	-35.2%	-57.8%
Fifth Circuit	329	279	-15.2%	366	288	3.2%	-21.3%	339	239	-17.0%	-29.5%
Anne Arundel	202	148	-26.7%	222	165	11.5%	-25.7%	185	139	-15.8%	-24.9%
Carroll	74	83	12.2%	86	73	-12.0%	-15.1%	81	61	-16.4%	-24.7%
Howard	53	48	-9.4%	58	50	4.2%	-13.8%	73	39	-22.0%	-46.6%
Sixth Circuit	277	145	-47.7%	250	123	-15.2%	-50.8%	262	142	15.4%	-45.8%
Frederick	150	51	-66.0%	127	30	-41.2%	-76.4%	104	42	40.0%	-59.6%
Montgomery	127	94	-26.0%	123	93	-1.1%	-24.4%	158	100	7.5%	-36.7%
Seventh Circuit	316	178	-43.7%	329	161	-9.6%	-51.1%	329	215	33.5%	-34.7%
Calvert	19	19	0.0%	39	7	-63.2%	-82.1%	27	16	128.6%	-40.7%
Charles	85	45	-47.1%	92	10	-77.8%	-89.1%	65	12	20.0%	-81.5%
Prince George's	184	78	-57.6%	171	106	35.9%	-38.0%	219	165	55.7%	-24.7%
St. Mary's	28	36	28.6%	27	38	5.6%	40.7%	18	22	-42.1%	22.2%
Eighth Circuit	612	447	-27.0%	646	397	-11.2%	-38.5%	594	347	-12.6%	-41.6%
Baltimore City	612	447	-27.0%	646	397	-11.2%	-38.5%	594	347	-12.6%	-41.6%
STATE TOTALS	2,571	1,962	-23.7%	2,650	1,803	-8.1%	-32.0%	2,700	1,794	-0.5%	-33.6%

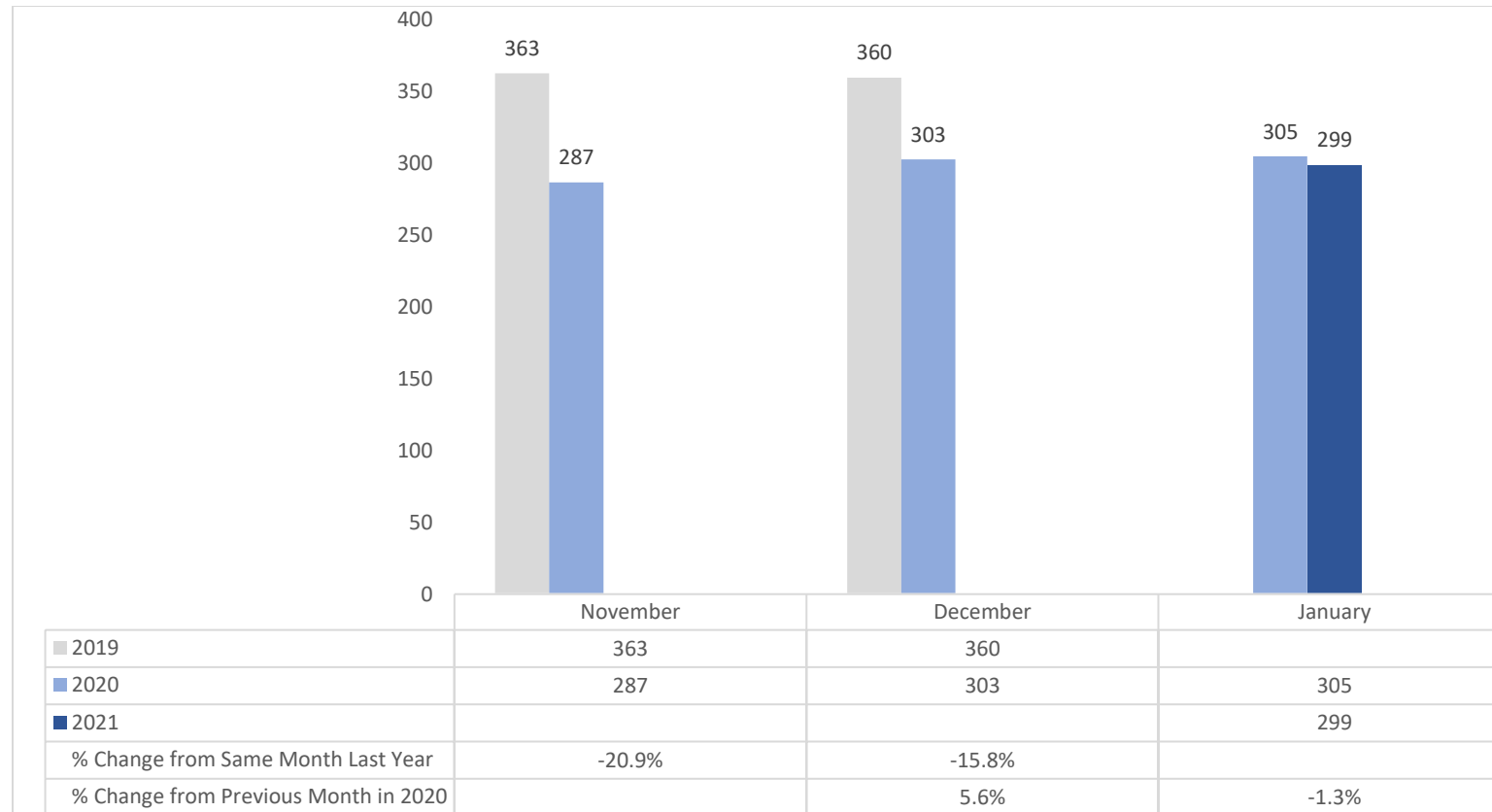
Circuit Court Domestic Violence Case Activity

Table 7: Circuit Court Domestic Violence Original Case Filings, Protective Orders by Type*, and Hearings Held/Concluded November-January 2019, 2020 and 2021

Circuit Court Protective Orders and Cases Filed by Month and Year	November			December				January			
	2019	2020	Percent Change from Last Year: November 2019 & 2020	2019	2020	Percent Change from Previous Month: November & December 2020	Percent Change from Last Year: December 2019 & 2020	2020	2021	Percent Change from Previous Month: December 2020 & January 2021	Percent Change from Last Year: January 2020 & 2021
Domestic Violence Cases Filed	363	287	-20.9%	360	303	5.6%	-15.8%	305	299	-1.3%	-2.0%
Domestic Violence Protective Orders	864	775	-10.3%	876	760	-1.9%	-13.2%	963	751	-1.2%	-22.0%
Final	343	319	-7.0%	369	312	-2.2%	-15.4%	445	344	10.3%	-22.7%
Temporary	521	456	-12.5%	507	448	-1.8%	-11.6%	518	407	-9.2%	-21.4%
Domestic Violence Hearings	781	646	-17.3%	745	611	-5.4%	-18.0%	848	613	0.3%	-27.7%

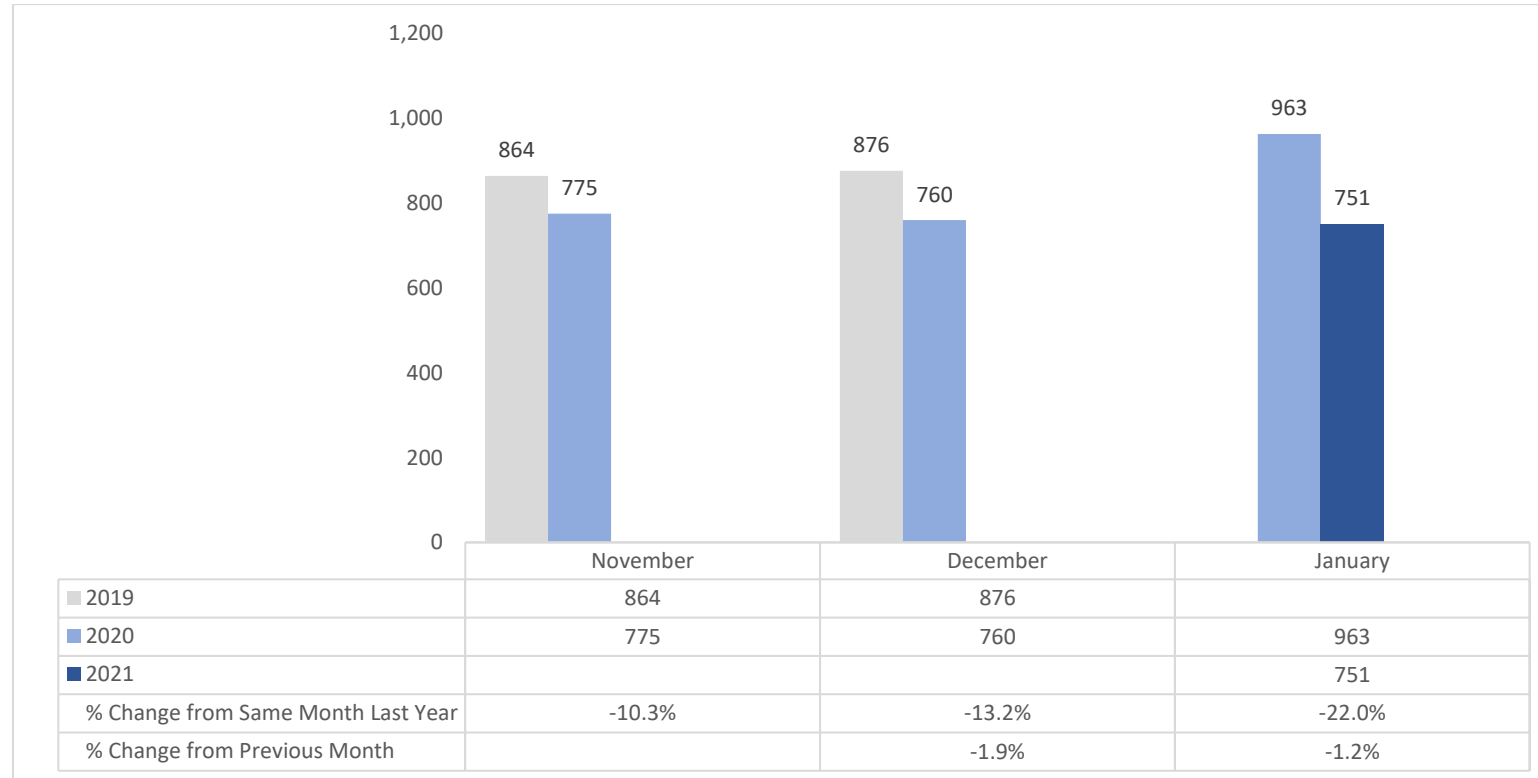
Source: MDEC County Circuit Courts, Montgomery County Circuit Court, Prince George's Circuit Court; and Baltimore City Civil Source Systems.

*Data reflects temporary and final domestic violence protective orders denied, dismissed, granted, extended, and rescinded.

Figure 1: Monthly Total Circuit Court Domestic Violence Original Case Filings, 2019, 2020 and 2021

There were 889 domestic violence cases filed from November 2020 to January 2021. Domestic violence cases filed declined 20.9% in November 2020 (287 domestic violence cases filed) compared to November 2019 (363 domestic violence cases filed). In December 2020, there were 303 domestic violence cases filed, a decrease of 15.8% from December 2019 and an increase of 5.6% from November 2020. In January 2021, there were 299 domestic violence cases filed, a decrease of 2.0% from January 2020 and a decrease of 1.3% from December 2020.

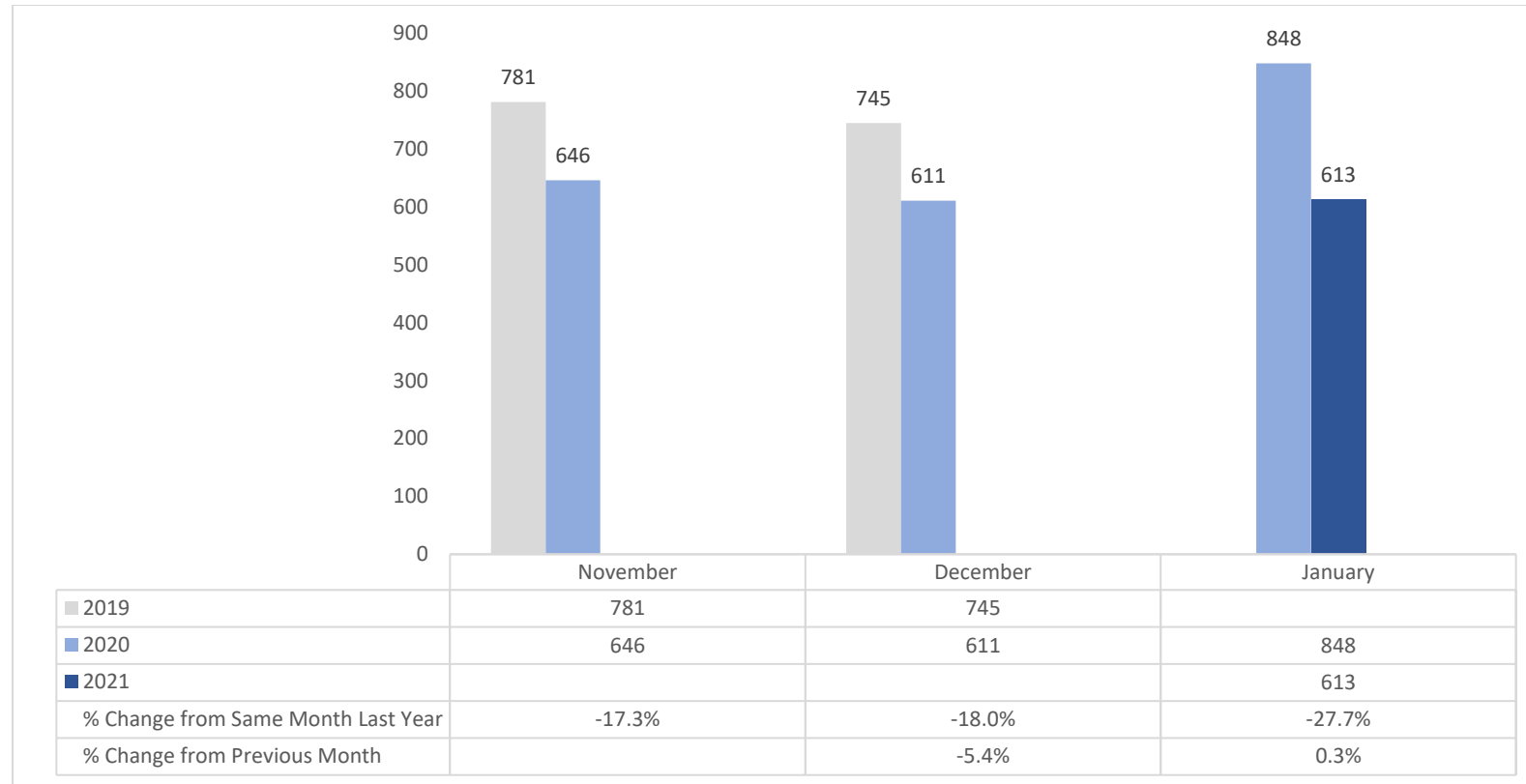
Figure 2: Monthly Total Circuit Court Protective Orders, 2019, 2020 and 2021



There were

There were 2,286 domestic violence protective orders from November 2020 to January 2021. Domestic violence protective orders declined 10.3% in November 2020 (775 domestic violence protective orders) compared to November 2019 (864 domestic violence protective orders). In December 2020, there were 760 domestic violence protective orders, a decrease of 13.2% from December 2019 and a decrease of 1.9% from November 2020. In January 2021, there were 751 domestic violence protective orders, a decrease of 22.0% from January 2020 and a decrease of 1.2% from December 2020.

Figure 3: Circuit Court Domestic Violence Hearings Held/Concluded, 2019, 2020 and 2021



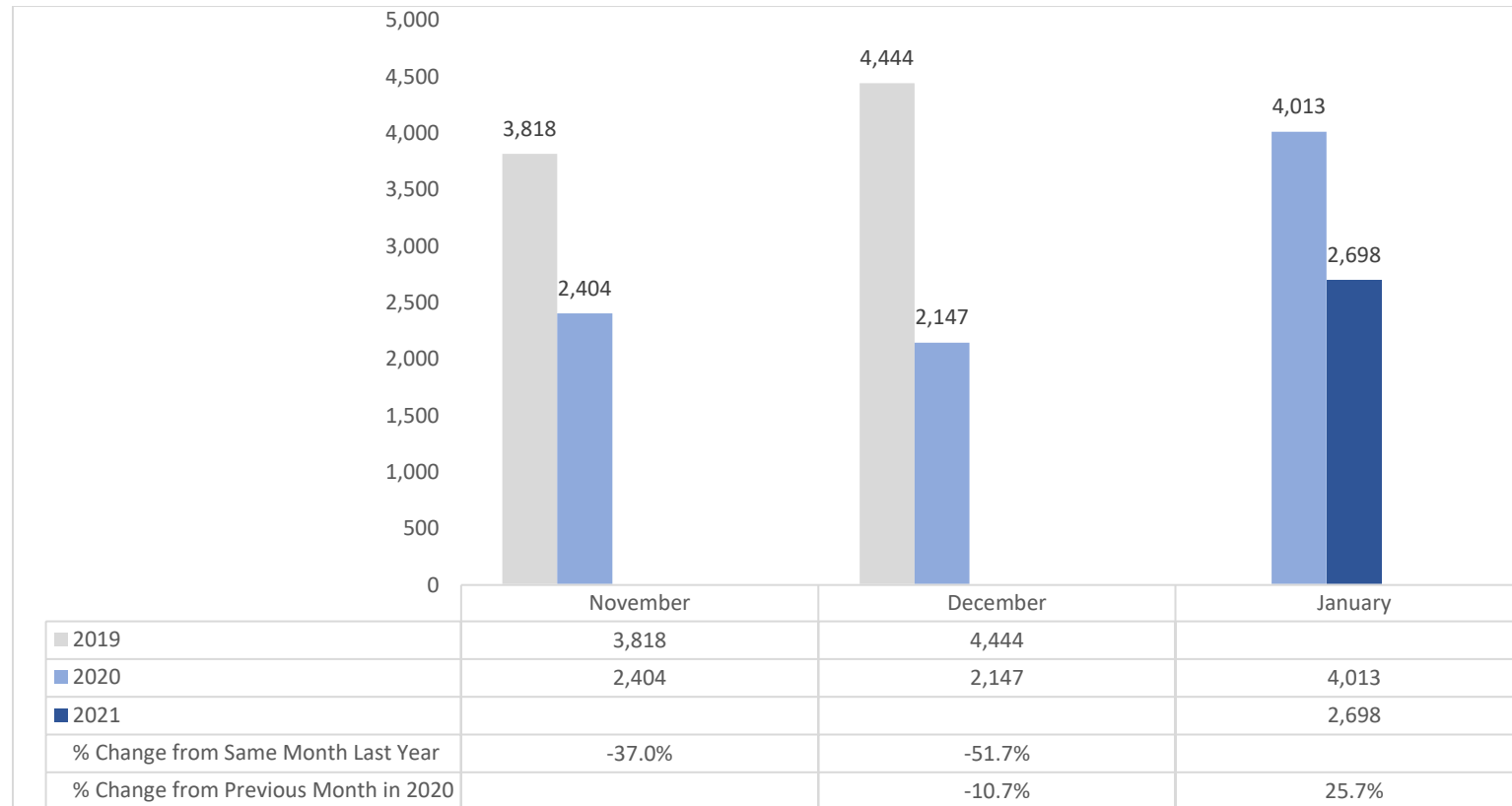
There were 1,870 domestic violence hearings from November 2020 to January 2021. Domestic violence hearings declined 17.3% in November 2020 (646 domestic violence hearings) compared to November 2019 (781 domestic violence hearings). In December 2020, there were 611 domestic violence hearings, a decrease of 18.0% from December 2019 and a decrease of 5.4% from November 2020. In January 2021, there were 613 domestic violence hearings, a decrease of 27.7% from January 2020 and an increase of 0.3% from December 2020.

Circuit Court Civil Case Activity

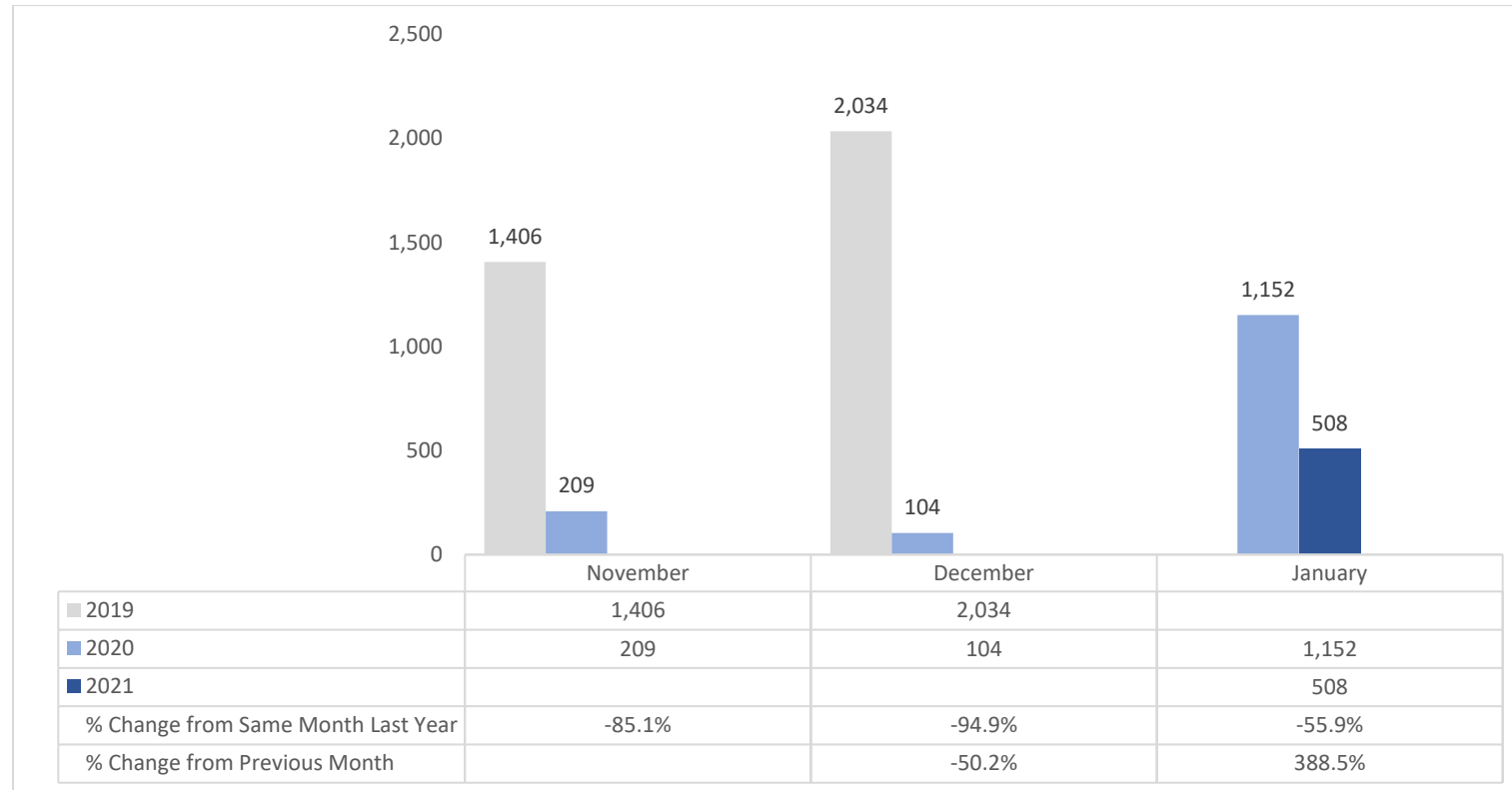
Table 8: Circuit Court Original Civil Case Filings and Hearings Held/Concluded November- January 2019, 2020 and 2021

	November			December				January			
Circuit Court Civil Case Activity	2019	2020	Percent Change from Last Year: November 2019 & 2020	2019	2020	Percent Change from Previous Month: November & December 2020	Percent Change from Last Year: December 2019 & 2020	2020	2021	Percent Change from Previous Month: December 2020 & January 2021	Percent Change from Last Year: January 2020 & 2021
Total Civil Original Filings	3,818	2,404	-37.0%	4,444	2,147	-10.7%	-51.7%	4,013	2,698	25.7%	-32.8%
Highlight Case Type: Foreclosure (Non-Commercial)	1,406	209	-85.1%	2,034	104	-50.2%	-94.9%	1,152	508	388.5%	-55.9%
All Other Civil Case Filings	2,412	2,195	-9.0%	2,410	2,043	-6.9%	-15.2%	2,861	2,190	7.2%	-23.5%
All Civil Hearings	1,937	1,362	-29.7%	1,858	1,125	-17.4%	-39.5%	2,412	1,254	11.5%	-48.0%

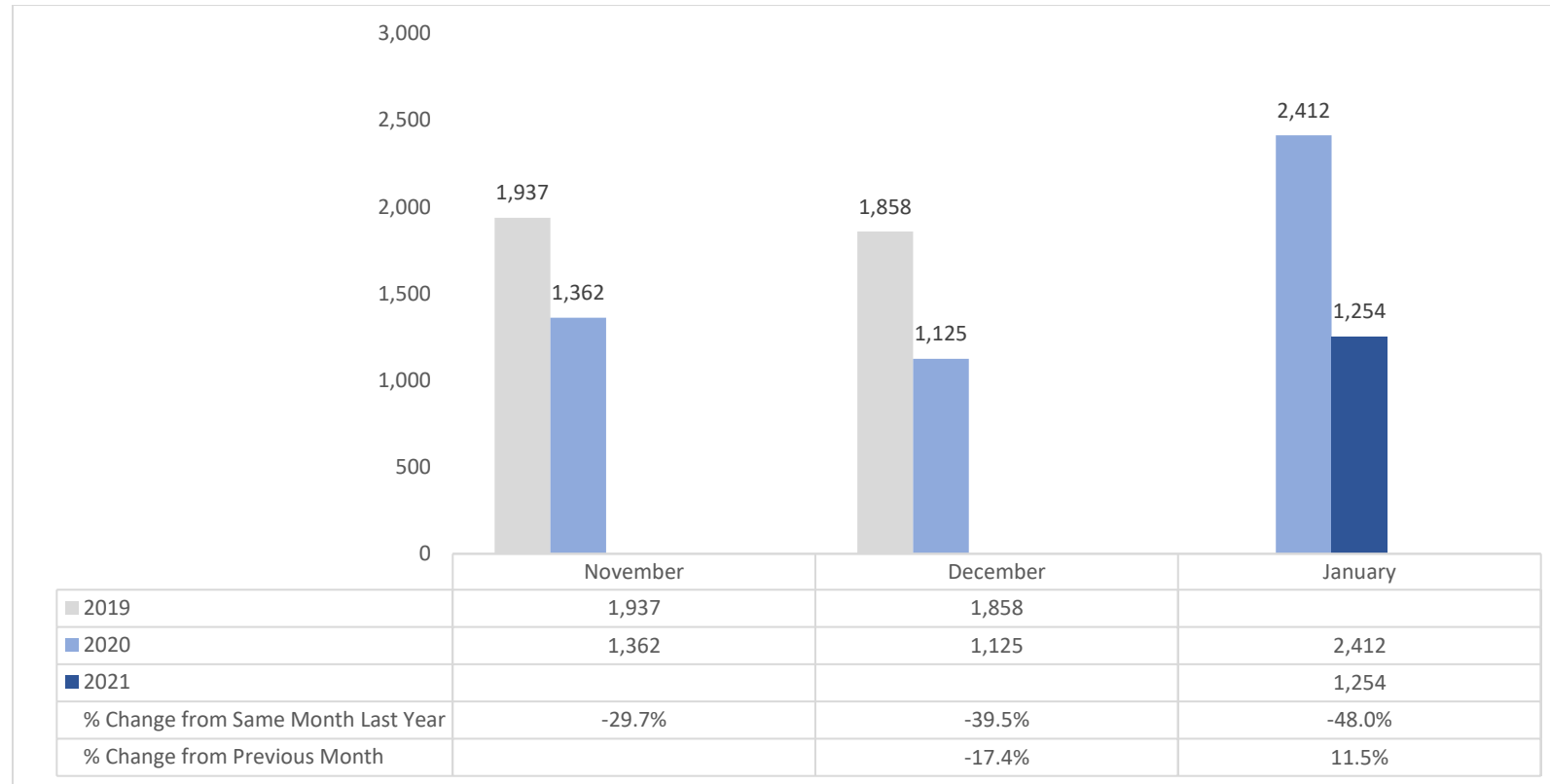
Source: MDEC County Circuit Courts, Montgomery County Circuit Court, Prince George's Circuit Court; and Baltimore City Civil Source Systems.

Figure 4: Monthly Circuit Court – Original Case Filings – Case Category: Civil, 2019, 2020 and 2021

There were 7,249 civil original filings from November 2020 to January 2021. Civil original filings declined 37.0% in November 2020 (2,404 civil original filings) compared to November 2019 (3,818 civil original filings). In December 2020, there were 2,147 civil original filings, a decrease of 51.7% from December 2019 and a decrease of 10.7% from November 2020. In January 2021, there were 2,698 civil original filings, a decrease of 32.8% from January 2020 and an increase of 25.7% from December 2020.

Figure 5: Monthly Circuit Court – Original Case Filings – Case Type: Foreclosure (Residential), 2019, 2020 and 2021

There were 821 foreclosure (non-commercial) filings from November 2020 to January 2021. Foreclosure (non-commercial) filings declined 85.1% in November 2020 (209 foreclosure (non-commercial) filings) compared to November 2019 (1,406 foreclosure (non-commercial) filings). In December 2020, there were 104 foreclosure (non-commercial) filings, a decrease of 94.9% from December 2019 and a decrease of 50.2% from November 2020. In January 2021, there were 508 foreclosure (non-commercial) filings, a decrease of 55.9% from January 2020 and an increase of 388.5% from December 2020.

Figure 6: Monthly Circuit Court Civil Hearings Held/Concluded, 2019, 2020 and 2021

There were 3,741 civil hearings from November 2020 to January 2021. Civil hearings declined 29.7% in November 2020 (1,362 civil hearings) compared to November 2019 (1,937 civil hearings). In December 2020, there were 1,125 civil hearings, a decrease of 39.5% from December 2019 and a decrease of 17.4% from November 2020. In January 2021, there were 1,254 civil hearings, a decrease of 48.0% from January 2020 and an increase of 11.5% from December 2020.

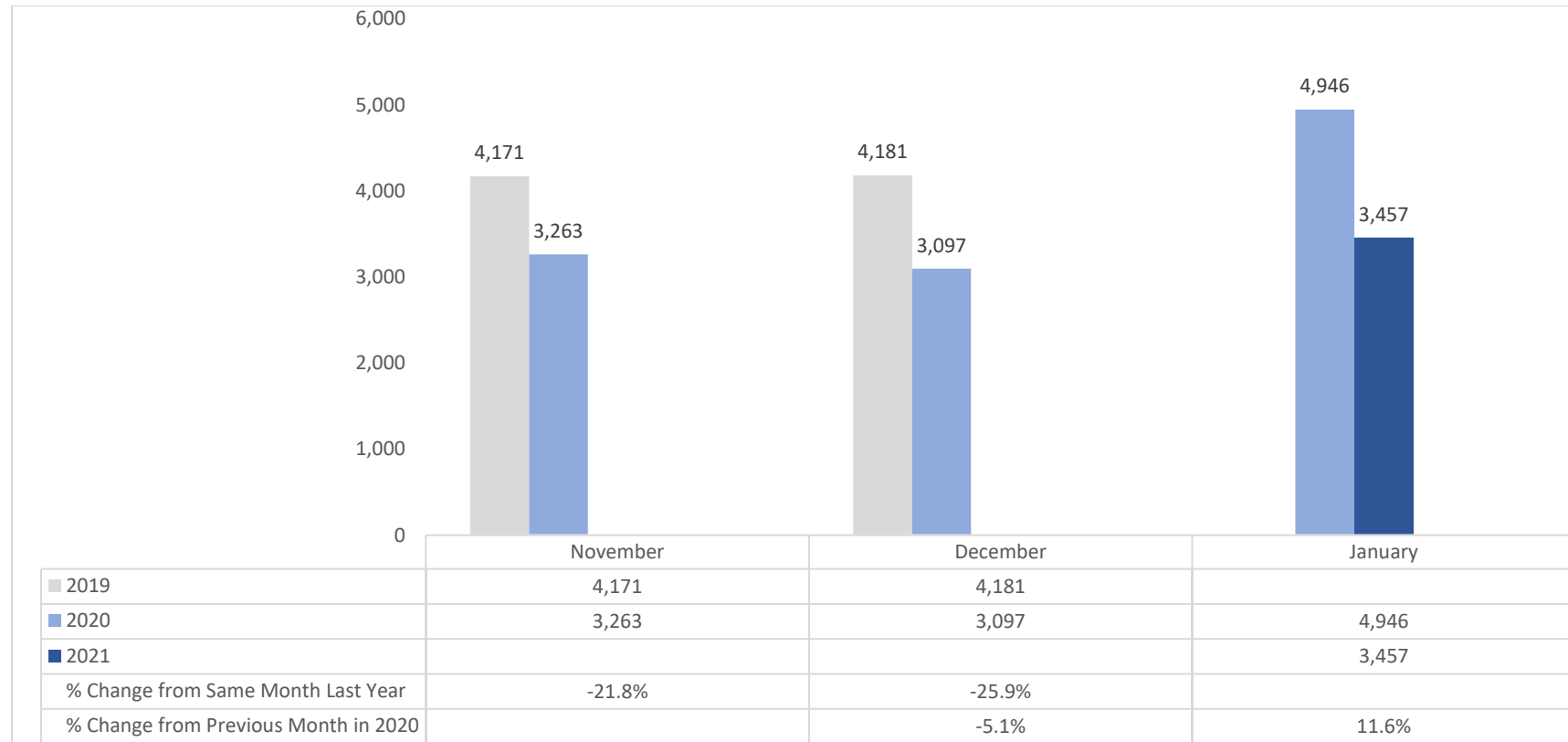
Circuit Court Civil-Family Case Activity

Table 9: All Circuit Court Civil-Family Original Case Filings, Hearings Held/Concluded, November- January 2019, 2020 and 2021

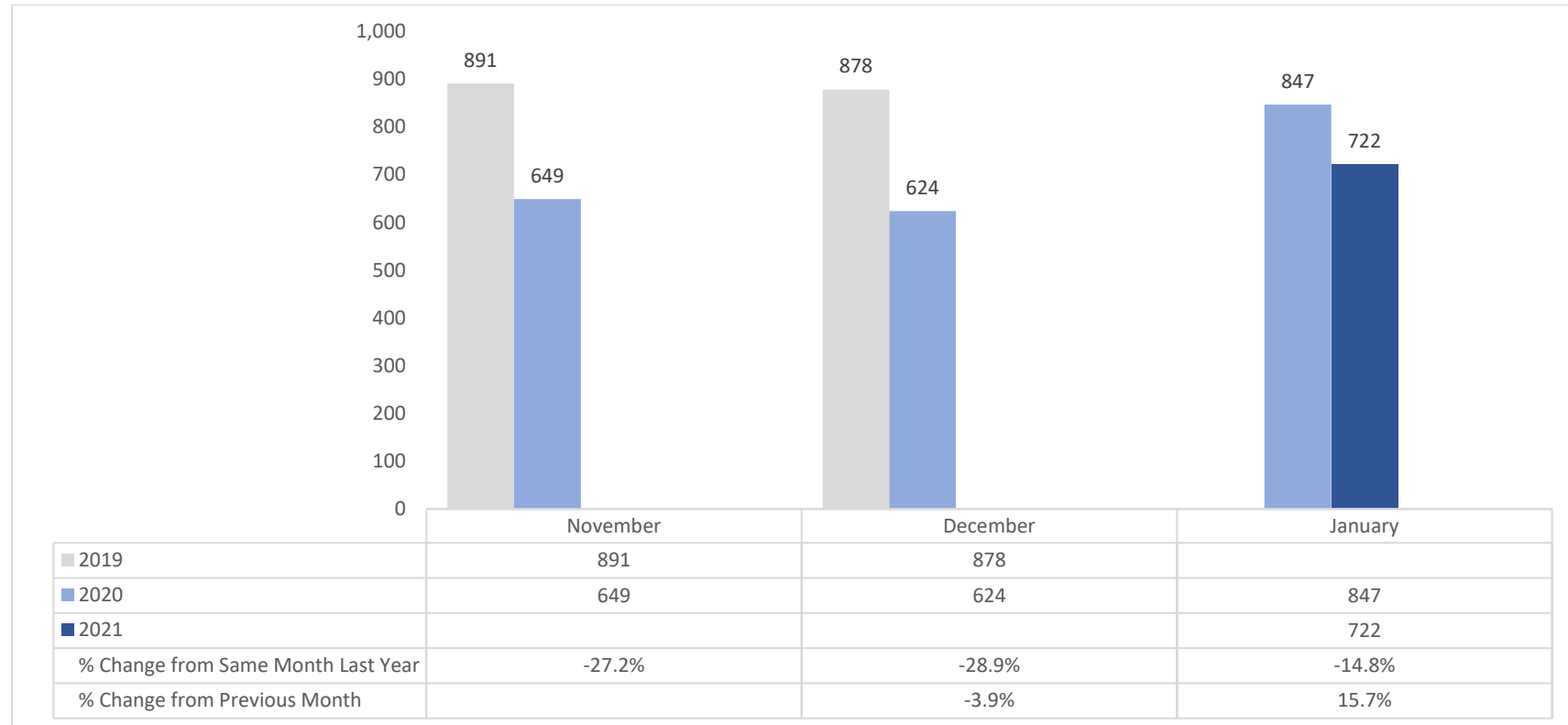
	November			December				January			
Circuit Court Civil-Family Case Activity	2019	2020	Percent Change from Last Year: November 2019 & 2020	2019	2020	Percent Change from Previous Month: November & December 2020	Percent Change from Last Year: December 2019 & 2020	2020	2021	Percent Change from Previous Month: December 2020 & January 2021	Percent Change from Last Year: January 2020 & 2021
Total Civil-Family Original Filings*	4,171	3,263	-21.8%	4,181	3,097	0.0%	-21.8%	4,946	3,457	5.9%	-30.1%
Highlight Case Type- Child Custody (Versus) Filings	891	649	-27.2%	878	624	0.0%	-27.2%	847	722	11.2%	-14.8%
Highlight Case Type - Child Support (Agency) Filings	475	245	-48.4%	414	233	0.0%	-48.4%	380	256	4.5%	-32.6%
Highlight Case Type: Divorce - Absolute Filings	1,402	1,338	-4.6%	1,462	1,185	0.0%	-4.6%	1,603	1,430	6.9%	-10.8%
Highlight Case Type: Divorce - Limited Filings	127	99	-22.0%	109	107	0.0%	-22.0%	103	91	-8.1%	-11.7%
All Other Civil-Family Filings	1,276	932	-27.0%	1,318	948	0.0%	-27.0%	2,013	958	2.8%	-52.4%
Total Civil-Family Hearings*	10,855	8,019	-26.1%	10,392	7,315	-8.8%	-29.6%	12,744	7,440	1.7%	-41.6%
Highlight Hearing: Contested Divorce	342	239	-30.1%	333	147	-38.5%	-55.9%	409	169	15.0%	-58.7%
Highlight Hearing: Uncontested Divorce	1,080	1,095	1.4%	1,104	1,109	1.3%	0.5%	1,172	953	-14.1%	-18.7%
All Other Civil Family Hearings	9,433	6,685	-29.1%	8,955	6,059	-9.4%	-32.3%	11,163	6,318	4.3%	-43.4%

Source: MDEC County Circuit Courts, Montgomery County Circuit Court, Prince George's Circuit Court; and Baltimore City Criminal Source Systems.

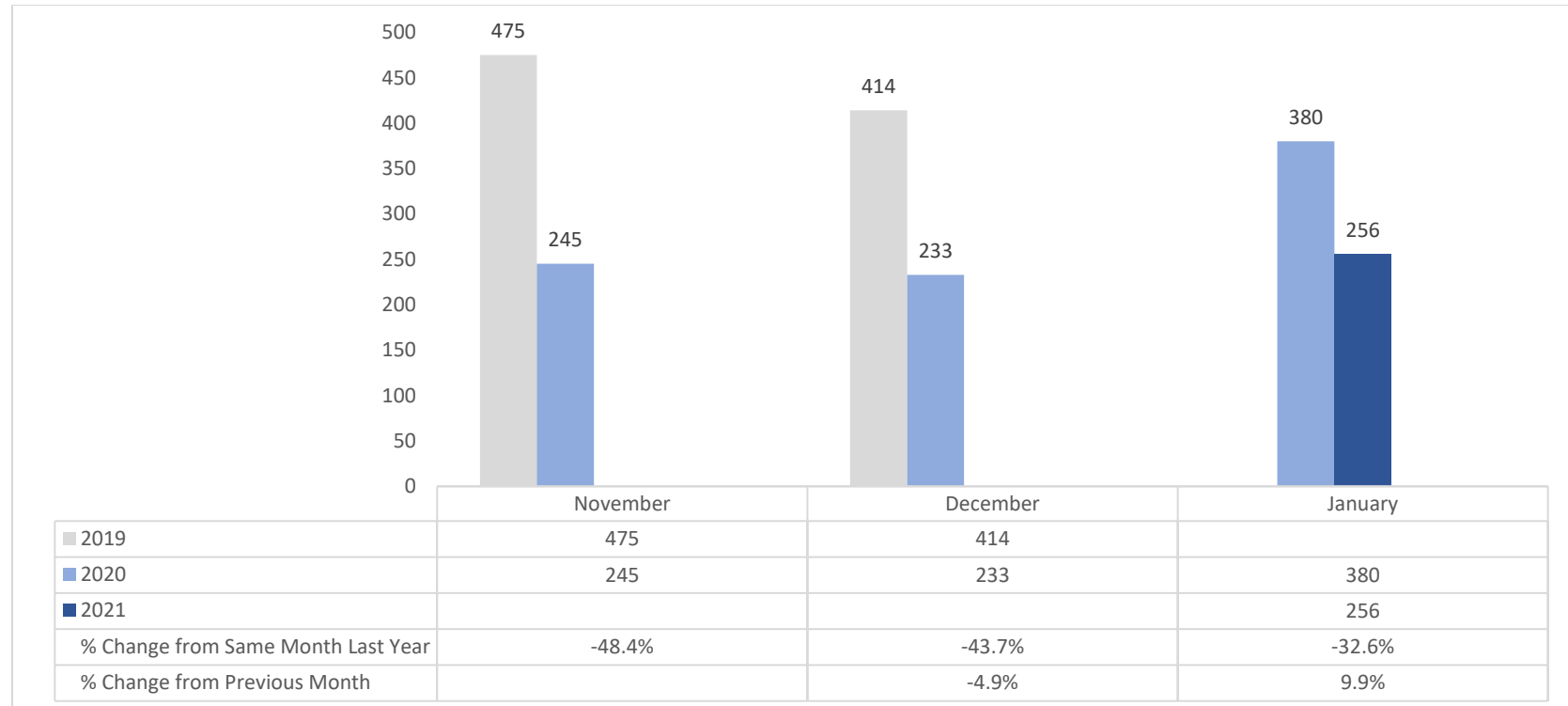
*Includes domestic violence case types and hearings

Figure 7: Monthly Circuit Court – Original Case Filings – Case Category: Civil-Family, 2019, 2020 and 2021

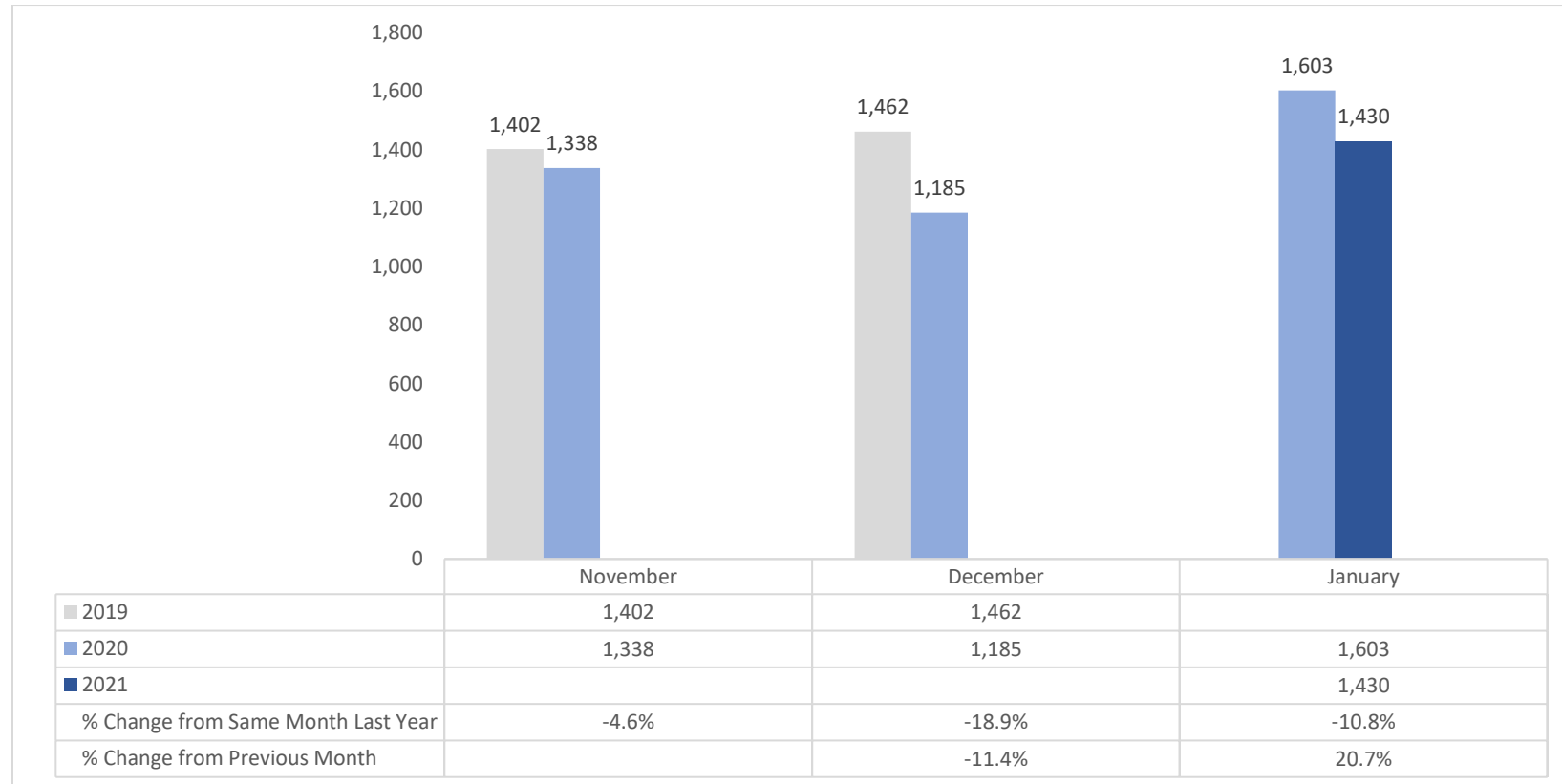
There were 9,817 circuit court family original case filings from November 2020 to January 2021. Circuit court family original case filings declined 21.8% in November 2020 (3,263 circuit court family original case filings) compared to November 2019 (4,171 circuit court family original case filings). In December 2020, there were 3,097 circuit court family original case filings, a decrease of 25.9% from December 2019 and a decrease of 5.1% from November 2020. In January 2021, there were 3,457 circuit court family original case filings, a decrease of 30.1% from January 2020 and an increase of 11.6% from December 2020.

Figure 8: Monthly Circuit Court – Original Case Filings – Case Type: Child Custody (Versus), 2019, 2020 and 2021

There were 1,995 circuit court child custody (versus) original case filings from November 2020 to January 2021. Circuit court child custody (versus) original case filings declined 27.2% in November 2020 (649 circuit court child custody (versus) original case filings) compared to November 2019 (891 circuit court child custody (versus) original case filings). In December 2020, there were 624 circuit court child custody (versus) original case filings, a decrease of 28.9% from December 2019 and a decrease of 3.9% from November 2020. In January 2021, there were 722 circuit court child custody (versus) original case filings, a decrease of 14.8% from January 2020 and an increase of 15.7% from December 2020.

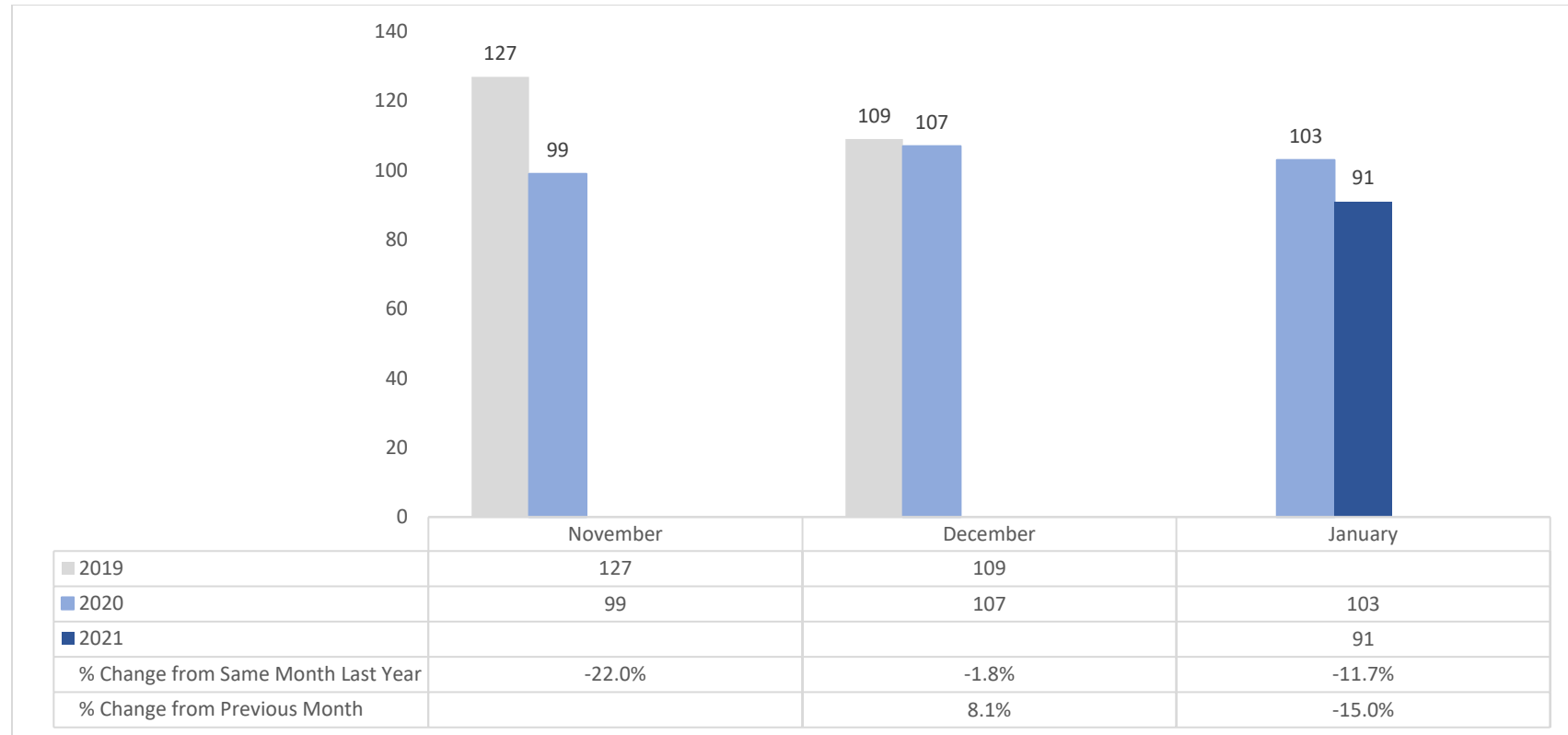
Figure 9: Monthly Circuit Court – Original Case Filings – Case Type: Child Support (Agency), 2019, 2020 and 2021

There were 734 circuit court child support (agency) original case filings from November 2020 to January 2021. Circuit court child support (agency) original case filings declined 48.4% in November 2020 (245 circuit court child support (agency) original case filings) compared to November 2019 (475 circuit court child support (agency) original case filings). In December 2020, there were 233 circuit court child support (agency) original case filings, a decrease of 43.7% from December 2019 and a decrease of 4.9% from November 2020. In January 2021, there were 256 circuit court child support (agency) original case filings, a decrease of 32.6% from January 2020 and an increase of 9.9% from December 2020.

Figure 10: Monthly Circuit Court – Original Case Filings – Case Type: Divorce (Absolute), 2019, 2020 and 2021

There were 3,953 circuit court divorce absolute original case filings from November 2020 to January 2021. Circuit court divorce absolute original case filings declined 4.6% in November 2020 (1,338 circuit court divorce absolute original case filings) compared to November 2019 (1,402 circuit court divorce absolute original case filings). In December 2020, there were 1,185 circuit court divorce absolute original case filings, a decrease of 18.9% from December 2019 and a decrease of 11.4% from November 2020. In January 2021, there were 1,430 circuit court divorce absolute original case filings, a decrease of 10.8% from January 2020 and an increase of 20.7% from December 2020.

Figure 11: Monthly Circuit Court – Original Case Filings – Case Type: Divorce (Limited), 2019, 2020 and 2021

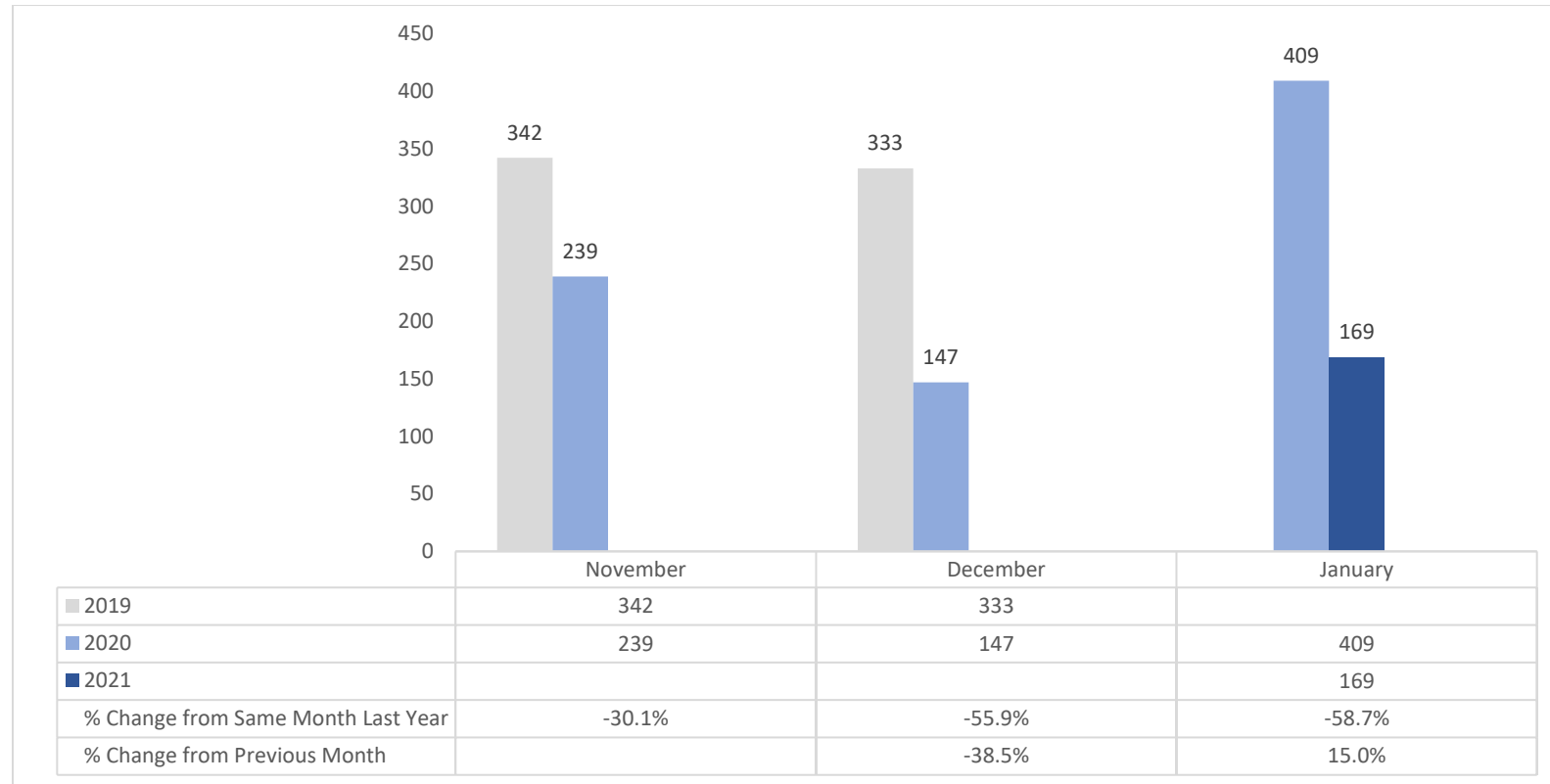


There were 297 circuit court divorce limited original case filings from November 2020 to January 2021. Circuit court divorce limited original case filings declined 22.0% in November 2020 (99 circuit court divorce limited original case filings) compared to November 2019 (127 circuit court divorce limited original case filings). In December 2020, there were 107 circuit court divorce limited original case filings, a decrease of 1.8% from December 2019 and an increase of 8.1% from November 2020. In January 2021, there were 91 circuit court divorce limited original case filings, a decrease of 11.7% from January 2020 and a decrease of 15.0% from December 2020.

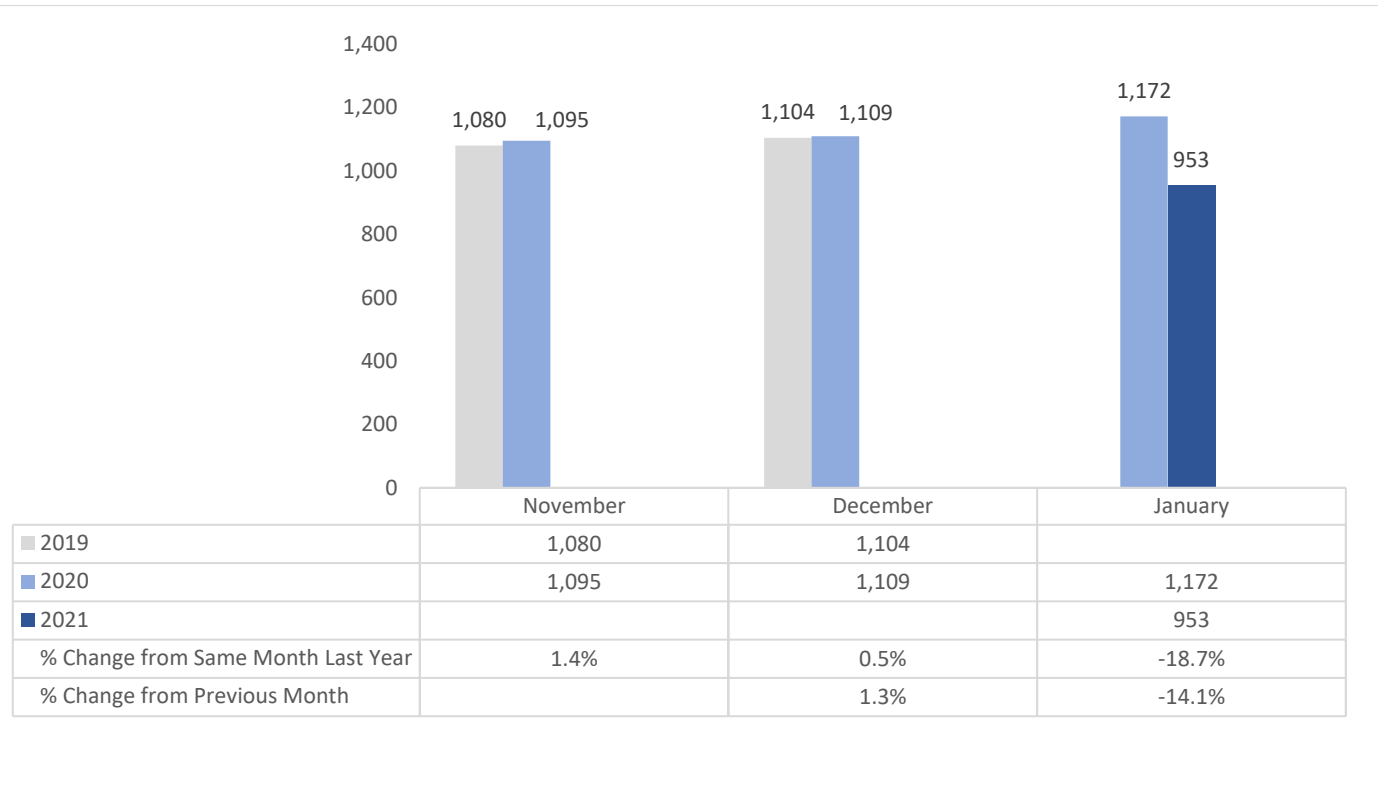
Figure 12: Monthly Circuit Court Civil-Family Hearings Held/Concluded, 2019, 2020 and 2021



There were 22,774 circuit court civil-family hearings held/concluded from November 2020 to January 2021. Circuit court civil-family hearings held/concluded declined 26.1% in November 2020 (8,019 circuit court civil-family hearings held/concluded) compared to November 2019 (10,855 circuit court civil-family hearings held/concluded). In December 2020, there were 7,315 circuit court civil-family hearings held/concluded, a decrease of 29.6% from December 2019 and a decrease of 8.8% from November 2020. In January 2021, there were 7,440 circuit court civil-family hearings held/concluded, a decrease of 41.6% from January 2020 and an increase of 1.7% from December 2020.

Figure 13: Monthly Circuit Court Divorce Hearings Held/Concluded – Contested, 2019, 2020 and 2021

There were 555 circuit court contested divorce hearings held/concluded from November 2020 to January 2021. Circuit court contested divorce hearings held/concluded declined 30.1% in November 2020 (239 circuit court contested divorce hearings held/concluded) compared to November 2019 (342 circuit court contested divorce hearings held/concluded). In December 2020, there were 147 circuit court contested divorce hearings held/concluded, a decrease of 55.9% from December 2019 and a decrease of 38.5% from November 2020. In January 2021, there were 169 circuit court contested divorce hearings held/concluded, a decrease of 58.7% from January 2020 and an increase of 15.0% from December 2020.

Figure 14: Monthly Circuit Court Divorce Hearings Held/Concluded – Uncontested, 2019, 2020 and 2021

There were 3,157 circuit court uncontested divorce hearings held/concluded from November 2020 to January 2021. Circuit court uncontested divorce hearings held/concluded increased 1.4% in November 2020 (1,095 circuit court uncontested divorce hearings held/concluded) compared to November 2019 (1,080 circuit court uncontested divorce hearings held/concluded). In December 2020, there were 1,109 circuit court uncontested divorce hearings held/concluded, an increase of 0.5% from December 2019 and an increase of 1.3% from November 2020. In January 2021, there were 953 circuit court uncontested divorce hearings held/concluded, a decrease of 18.7% from January 2020 and a decrease of 14.1% from December 2020.

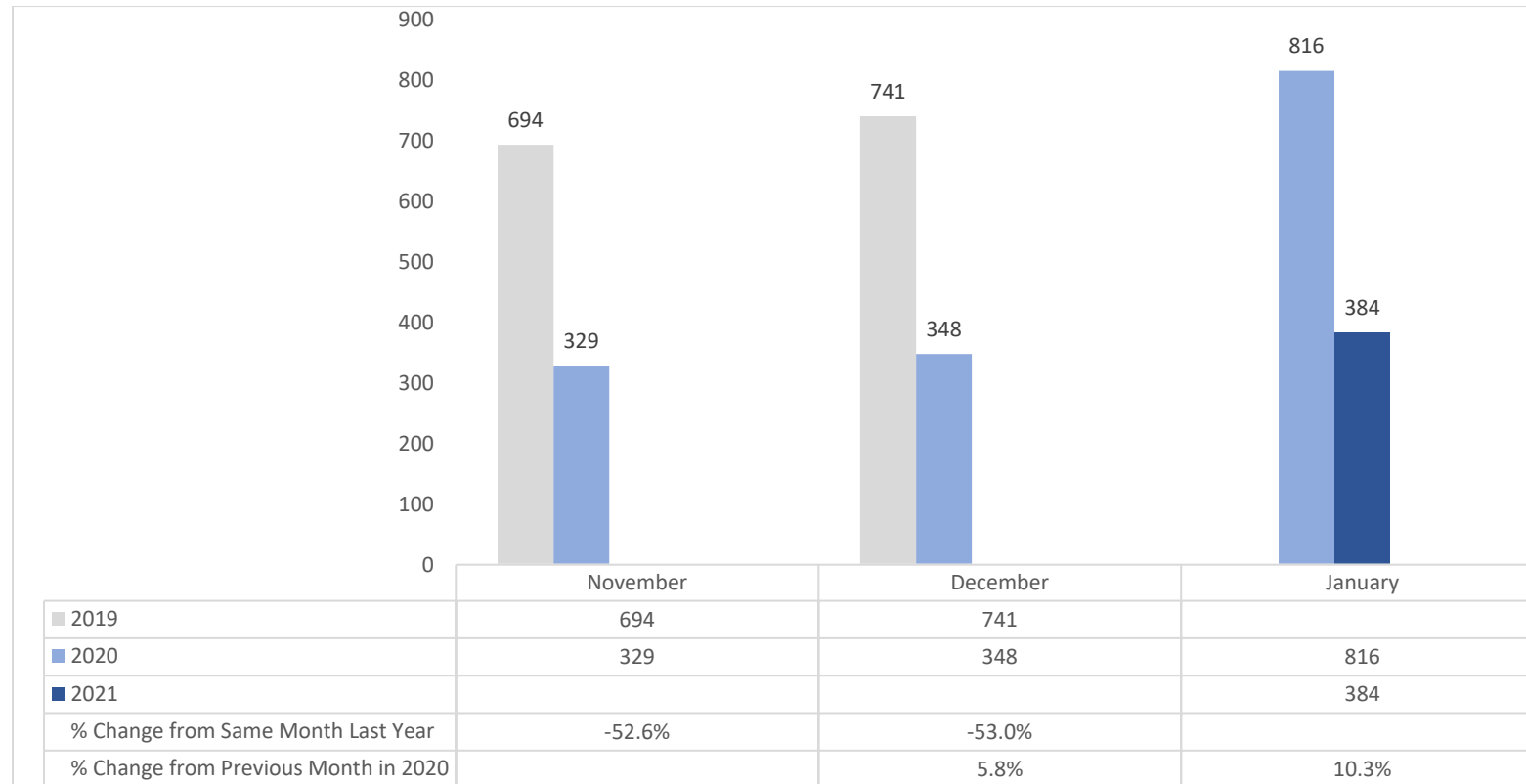
Circuit Court Juvenile Case Activity

Table 10: All Circuit Court Juvenile Original Case Filings, Hearings Held/Concluded, November- January 2019, 2020 and 2021

	December			December				January			
	2019	2020	Percent Change from Last Year: November 2019 & 2020	2019	2020	Percent Change from Previous Month: November & December 2020	Percent Change from Last Year: December 2019 & 2020	2020	2021	Percent Change from Previous Month: December 2020 & January 2021	Percent Change from Last Year: January 2020 & 2021
Circuit Court Juvenile Case Activity											
Total Juvenile Original Filings	694	329	-52.6%	741	348	5.8%	-53.0%	816	384	10.3%	-52.9%
Total Juvenile Hearings	5,881	4,379	-25.5%	5,582	4,590	4.8%	-17.8%	6,303	4,564	-0.6%	-27.6%
Highlight Hearing: Child in Need of Assistance Hearings	2,725	2,166	-20.5%	2,447	2,378	9.8%	-2.8%	2,813	2,516	5.8%	-10.6%
All Other Juvenile Hearings	3,156	2,213	-29.9%	3,135	2,212	0.0%	-29.4%	3,490	2,048	-7.4%	-41.3%

Source: MDEC County Circuit Courts, Montgomery County Circuit Court, Prince George's Circuit Court; and Baltimore City Juvenile Source Systems.

Figure 15: Monthly Circuit Court – Original Case Filings – Case Category: Juvenile, 2019, 2020 and 2021

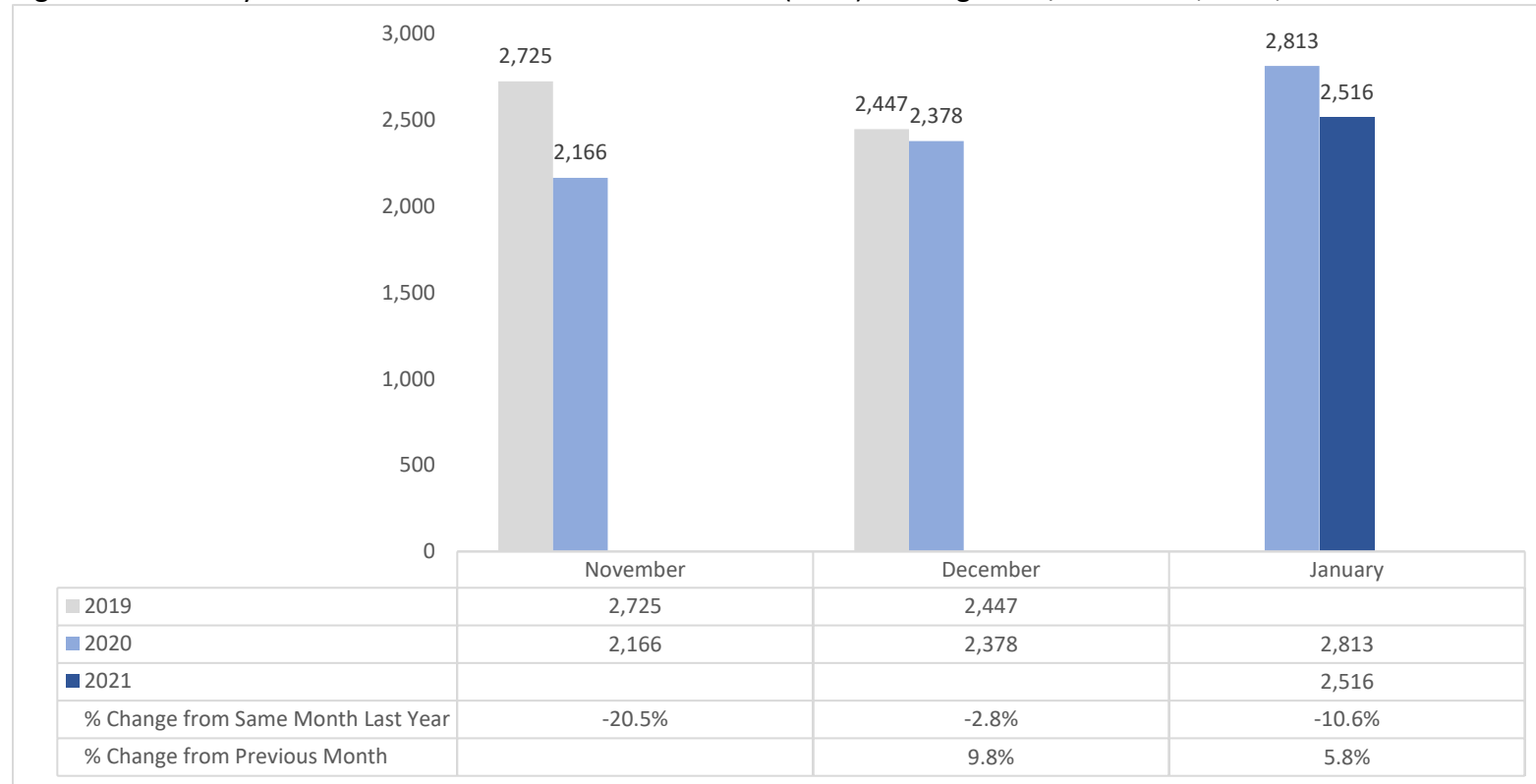


There were 1,061 circuit court original juvenile case filings from November 2020 to January 2021. Circuit court original juvenile case filings declined 52.6% in November 2020 (329 circuit court original juvenile case filings) compared to November 2019 (694 circuit court original juvenile case filings). In December 2020, there were 348 circuit court original juvenile case filings, a decrease of 53.0% from December 2019 and an increase of 5.8% from November 2020. In January 2021, there were 384 circuit court original juvenile case filings, a decrease of 52.9% from January 2020 and an increase of 10.3% from December 2020.

Figure 16: Monthly Circuit Court Juvenile Hearings Held/Concluded, 2019, 2020 and 2021

There were 13,533 circuit court juvenile hearings held/concluded from November 2020 to January 2021. Circuit court juvenile hearings held/concluded declined 25.5% in November 2020 (4,379 circuit court juvenile hearings held/concluded) compared to November 2019 (5,881 circuit court juvenile hearings held/concluded). In December 2020, there were 4,590 circuit court juvenile hearings held/concluded, a decrease of 17.8% from December 2019 and an increase of 4.8% from November 2020. In January 2021, there were 4,564 circuit court juvenile hearings held/concluded, a decrease of 27.6% from January 2020 and a decrease of 0.6% from December 2020.

Figure 17: Monthly Circuit Court Child in Need of Assistance (CINA) Hearings Held/Concluded, 2019, 2020 and 2021



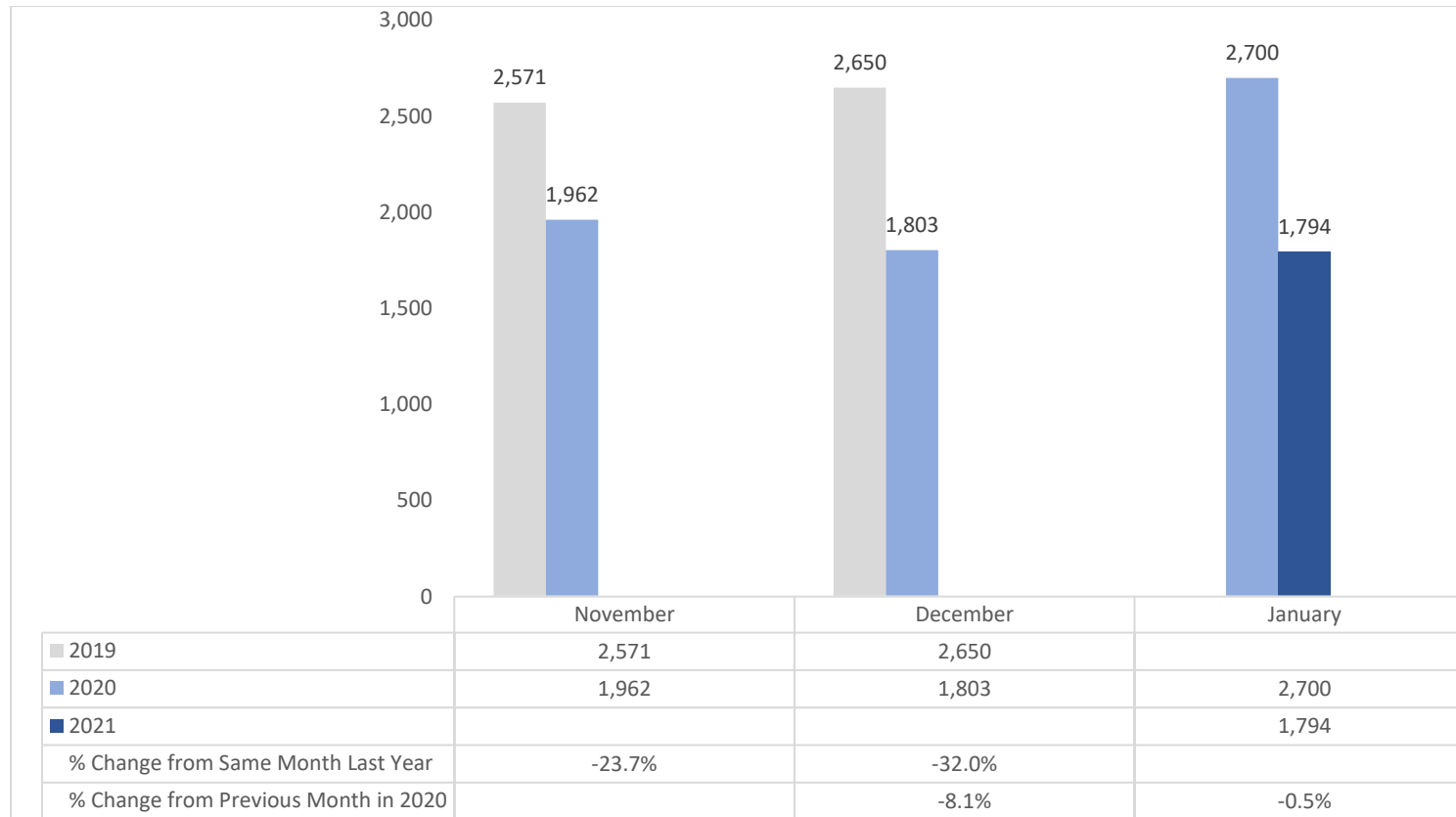
There were 7,060 circuit court CINA hearings held/concluded from November 2020 to January 2021. Circuit court CINA hearings held/concluded declined 20.5% in November 2020 (2,166 circuit court CINA hearings held/concluded) compared to November 2019 (2,725 circuit court CINA hearings held/concluded). In December 2020, there were 2,378 circuit court CINA hearings held/concluded, a decrease of 2.8% from December 2019 and an increase of 9.8% from November 2020. In January 2021, there were 2,516 circuit court CINA hearings held/concluded, a decrease of 10.6% from January 2020 and an increase of 5.8% from December 2020.

Circuit Court Criminal Case Activity

Table 11: Circuit Court Criminal Case Activity – Case Filings, Pleas, Hearings Held/Concluded and Dispositions November- January 2019, 2020 and 2021

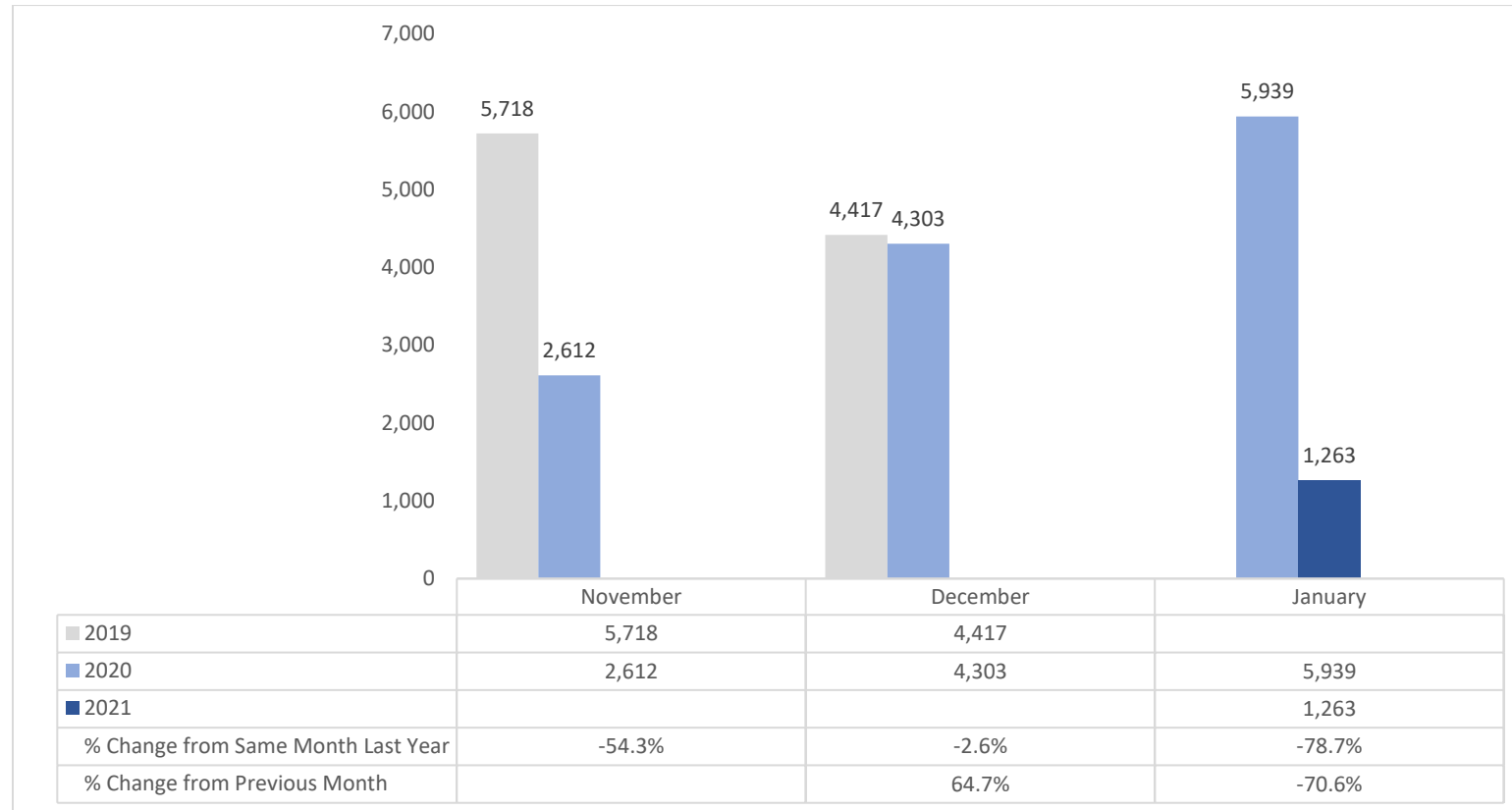
	November			December				January			
Circuit Court Criminal Case Activity	2019	2020	Percent Change from Last Year: November 2019 & 2020	2019	2020	Percent Change from Previous Month: November & December 2020	Percent Change from Last Year: December 2019 & 2020	2020	2021	Percent Change from Previous Month: December 2020 & January 2021	Percent Change from Last Year: January 2020 & 2021
Total Criminal Original Filings	2,571	1,962	-23.7%	2,650	1,803	-8.1%	-32.0%	2,700	1,794	-0.5%	-33.6%
Pleas by Charge	5,718	2,612	-54.3%	4,417	4,303	64.7%	-2.6%	5,939	1,263	-70.6%	-78.7%
Pleas by Unique Case	2,397	1,205	-49.7%	2,013	1,080	-10.4%	-46.3%	2,635	685	-36.6%	-74.0%
Total Criminal Hearings	11,173	7,485	-33.0%	10,685	7,252	-3.1%	-32.1%	12,491	7,727	6.5%	-38.1%
Highlight Hearing - Bail Review Hearings	641	605	-5.6%	647	846	39.8%	30.8%	750	799	-5.6%	6.5%
All Other Criminal Hearings	10,532	6,880	-34.7%	10,038	6,406	-6.9%	-36.2%	11,741	6,928	8.1%	-41.0%
Dispositions by Charge	15,299	8,530	-44.2%	14,245	6,334	-25.7%	-55.5%	17,214	5,614	-11.4%	-67.4%
Dispositions by Case	3,281	1,851	-43.6%	2,923	1,259	-32.0%	-56.9%	3,579	1,230	-2.3%	-65.6%

Source: MDEC County Circuit Courts, Montgomery County Circuit Court, Prince George's Circuit Court; and Baltimore City Criminal Source Systems.

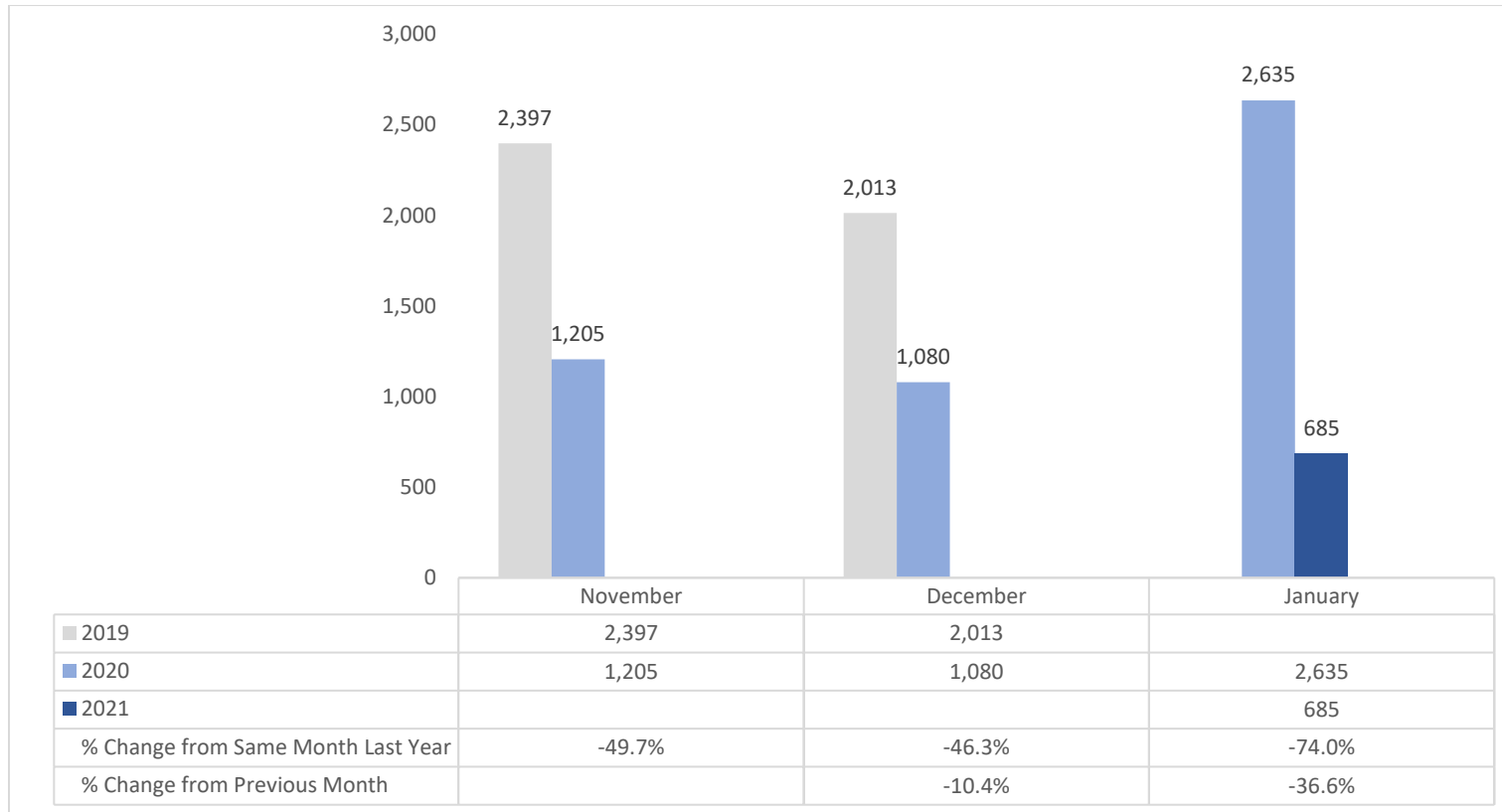
Figure 18: Monthly Circuit Court – Original Case Filings – Case Category: Criminal, 2019, 2020 and 2021

There were 5,559 circuit court original criminal case filings from November 2020 to January 2021. Circuit court original criminal case filings declined 23.7% in November 2020 (1,962 circuit court original criminal case filings) compared to November 2019 (2,571 circuit court original criminal case filings). In December 2020, there were 1,803 circuit court original criminal case filings, a decrease of 32.0% from December 2019 and a decrease of 8.1% from November 2020. In January 2021, there were 1,794 circuit court original criminal case filings, a decrease of 33.6% from January 2020 and a decrease of 0.5% from December 2020.

Figure 19: Monthly Circuit Court – Criminal Case Activity – Criminal Pleas (Total Charges Pled), 2019, 2020 and 2021



There were 8,178 circuit court criminal pleas (total charges pled) from November 2020 to January 2021. Circuit court criminal pleas (total charges pled) declined 54.3% in November 2020 (2,612 circuit court criminal pleas (total charges pled)) compared to November 2019 (5,718 circuit court criminal pleas (total charges pled)). In December 2020, there were 4,303 circuit court criminal pleas (total charges pled), a decrease of 2.6% from December 2019 and an increase of 64.7% from November 2020. In January 2021, there were 1,263 circuit court criminal pleas (total charges pled), a decrease of 78.7% from January 2020 and a decrease of 70.6% from December 2020.

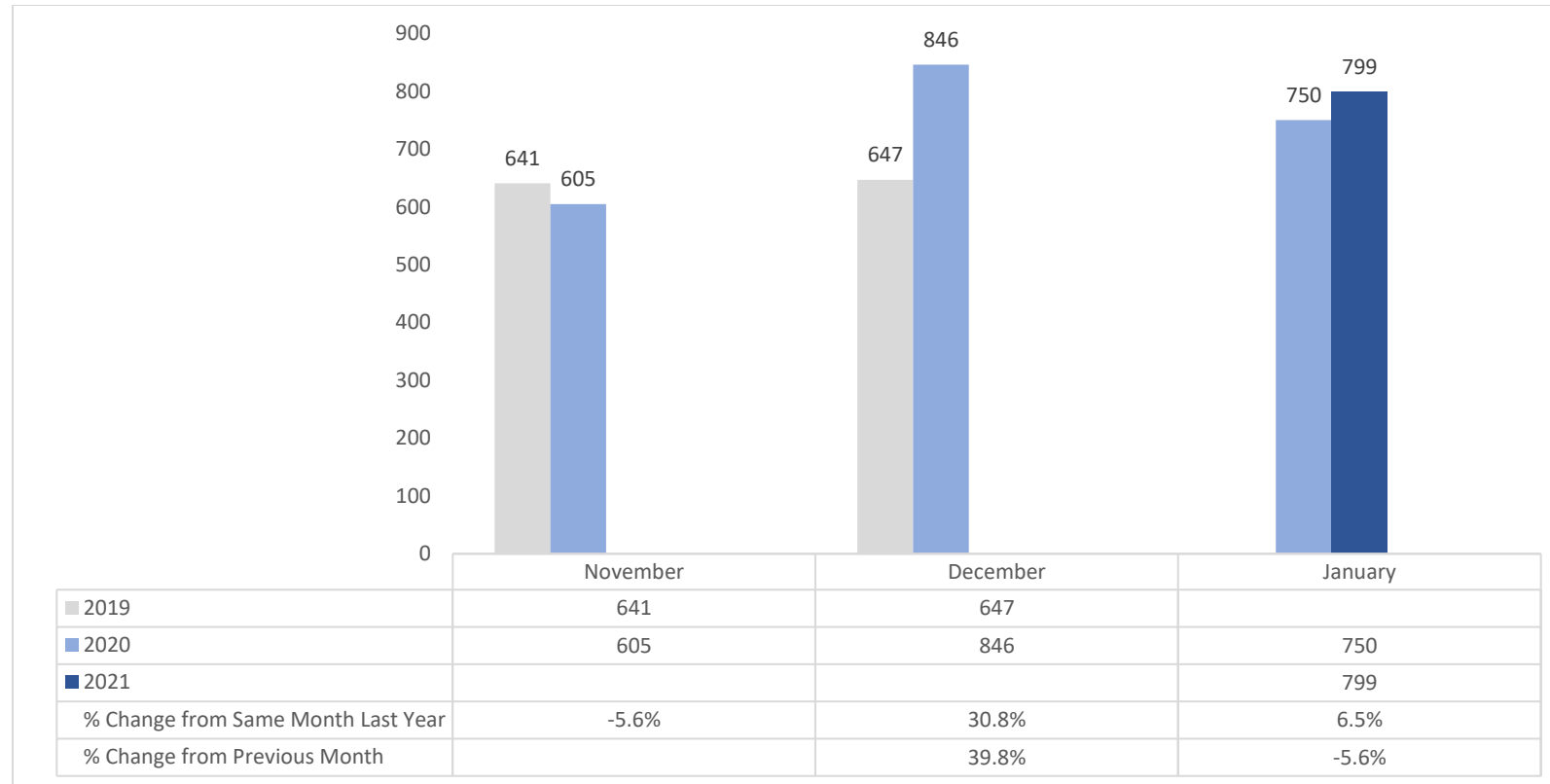
Figure 20: Monthly Circuit Court – Criminal Case Activity – Criminal Pleas (Unique Cases), 2019, 2020 and 2021

There were 2,970 circuit court criminal pleas (unique cases) from November 2020 to January 2021. Circuit court criminal pleas (unique cases) declined 49.7% in November 2020 (1,205 circuit court criminal pleas (unique cases)) compared to November 2019 (2,397 circuit court criminal pleas (unique cases)). In December 2020, there were 1,080 circuit court criminal pleas (unique cases), a decrease of 46.3% from December 2019 and a decrease of 10.4% from November 2020. In January 2021, there were 685 circuit court criminal pleas (unique cases), a decrease of 74.0% from January 2020 and a decrease of 36.6% from December 2020.

Figure 21: Monthly Circuit Court Criminal Hearings Held/Concluded, 2019, 2020 and 2021

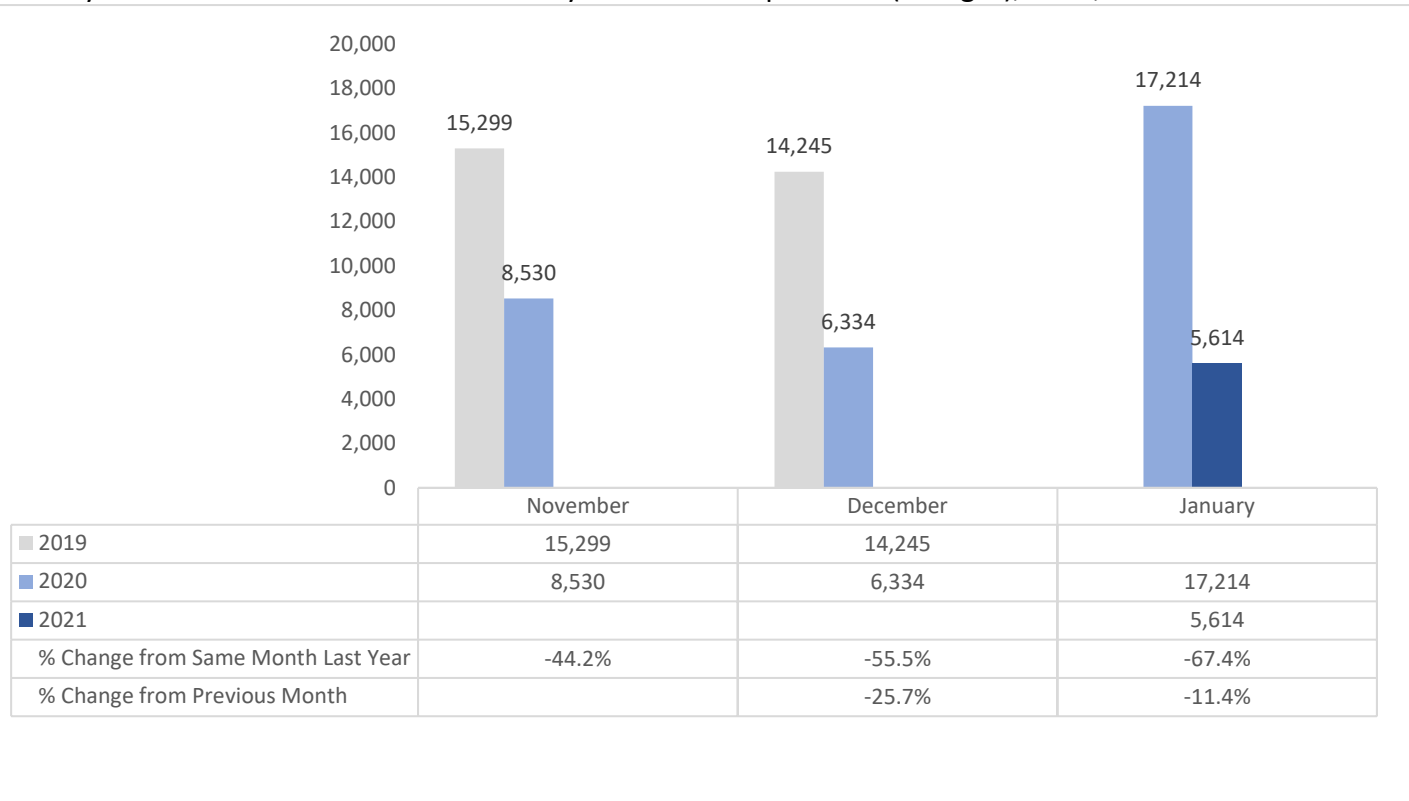
There were 22,464 circuit court criminal hearings held/concluded from November 2020 to January 2021. Circuit court criminal hearings held/concluded declined 33.0% in November 2020 (7,485 circuit court criminal hearings held/concluded) compared to November 2019 (11,173 circuit court criminal hearings held/concluded). In December 2020, there were 7,252 circuit court criminal hearings held/concluded, a decrease of 32.1% from December 2019 and a decrease of 3.1% from November 2020. In January 2021, there were 7,727 circuit court criminal hearings held/concluded, a decrease of 38.1% from January 2020 and an increase of 6.5% from December 2020.

Figure 22: Monthly Circuit Court Bail Review Hearings Held/Concluded, 2019, 2020 and 2021

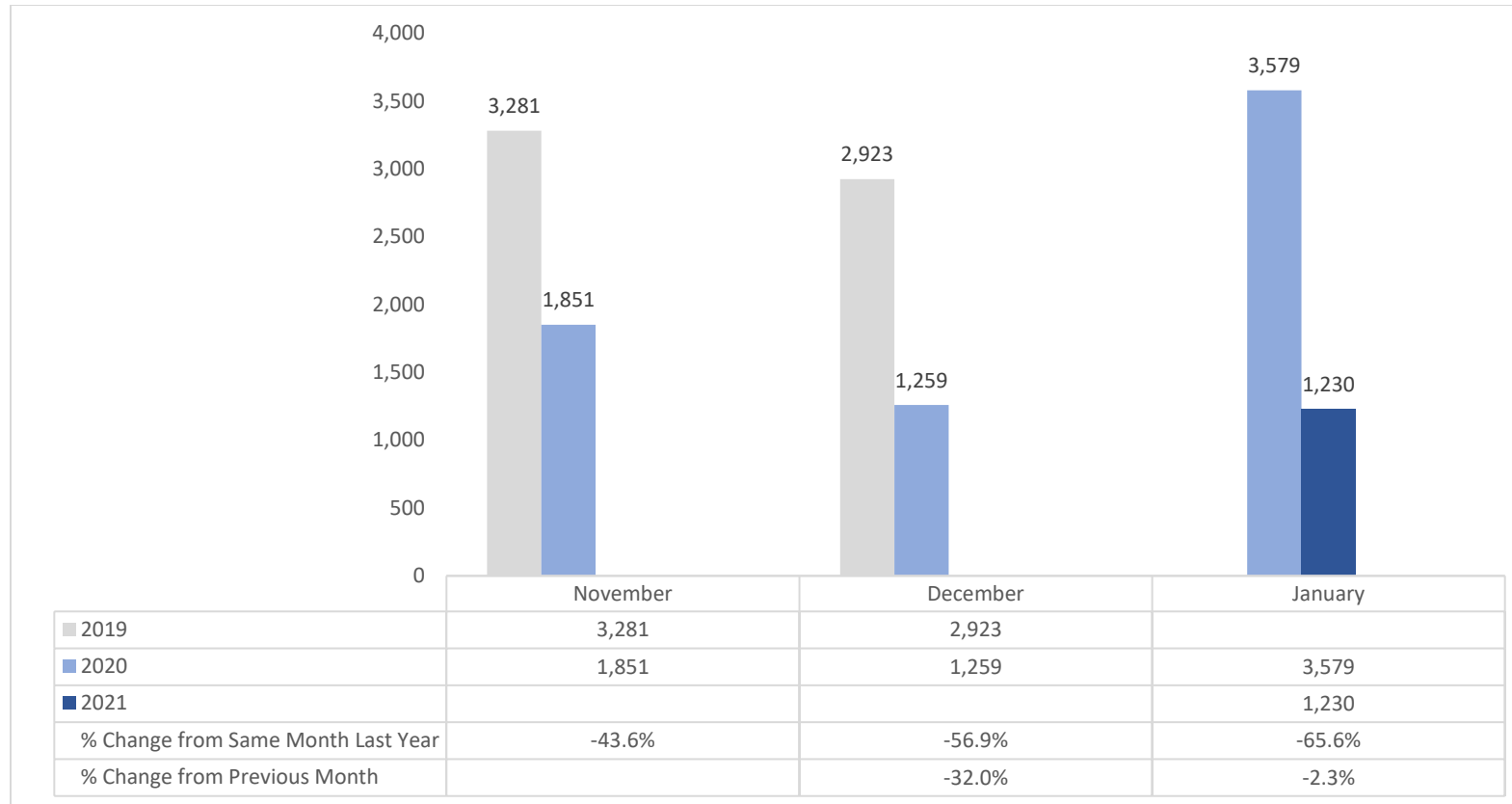


There were 2,250 circuit court bail review hearings held/concluded from November 2020 to January 2021. Circuit court bail review hearings held/concluded declined 5.6% in November 2020 (605 circuit court bail review hearings held/concluded) compared to November 2019 (641 circuit court bail review hearings held/concluded). In December 2020, there were 846 circuit court bail review hearings held/concluded, an increase of 30.8% from December 2019 and an increase of 39.8% from November 2020. In January 2021, there were 799 circuit court bail review hearings held/concluded, an increase of 6.5% from January 2020 and a decrease of 5.6% from December 2020.

Figure 23: Monthly Circuit Court – Criminal Case Activity – Criminal Dispositions (Charges), 2019, 2020 and 2021



There were 20,478 circuit court criminal dispositions (charges) from November 2020 to January 2021. Circuit court criminal dispositions (charges) declined 44.2% in November 2020 (8,530 circuit court criminal dispositions (charges)) compared to November 2019 (15,299 circuit court criminal dispositions (charges)). In December 2020, there were 6,334 circuit court criminal dispositions (charges), a decrease of 55.5% from December 2019 and a decrease of 25.7% from November 2020. In January 2021, there were 5,614 circuit court criminal dispositions (charges), a decrease of 67.4% from January 2020 and a decrease of 11.4% from December 2020.

Figure 24: Monthly Circuit Court – Criminal Case Activity – Criminal Dispositions (Cases), 2019, 2020 and 2021

There were 4,340 circuit court criminal dispositions (cases) from November 2020 to January 2021. Circuit court criminal dispositions (cases) declined 43.6% in November 2020 (1,851 circuit court criminal dispositions (cases)) compared to November 2019 (3,281 circuit court criminal dispositions (cases)). In December 2020, there were 1,259 circuit court criminal dispositions (cases), a decrease of 56.9% from December 2019 and a decrease of 32.0% from November 2020. In January 2021, there were 1,230 circuit court criminal dispositions (cases), a decrease of 65.6% from January 2020 and a decrease of 2.3% from December 2020.

District Court - Original Case Filings

Table 12: All District Court Original Case Filings – By Case Category*, November- January 2019, 2020 and 2021

District Court Original Case Filings by Case Category	November			December				January			
	2019	2020	Percent Change from Last Year: November 2019 & 2020	2019	2020	Percent Change from Previous Month: November & December 2020	Percent Change from Last Year: December 2019 & 2020	2020	2021	Percent Change from Previous Month: December 2020 & January 2021	Percent Change from Last Year: January 2020 & 2021
Motor Vehicle	94,698	59,939	-37%	89,483	50,283	-16%	-44%	104,507	56,538	12%	-46%
Criminal	9,465	7,399	-22%	9,395	7,456	1%	-21%	10,191	7,502	1%	-26%
Civil	22,395	20,277	-9%	24,149	23,057	14%	-5%	23,798	17,613	-24%	-26%
Landlord Tenant	56,261	24,731	-56%	59,397	26,577	7%	-55%	63,533	26,283	-1%	-59%
Total Filings	182,819	112,346	-39%	182,424	107,373	-4%	-41%	202,029	107,936	1%	-47%

*Case Category Notes:

- Motor vehicle filings include all citations associated with an incident, including 21-902, payable and must appear, mass transit, natural resource and parking and red-light violations.
- Criminal filings include criminal cases filed and fugitive warrants
- Civil filings include civil cases and citations, domestic violence, peace order, ERPO, aids of execution, municipal infractions, emergency evaluations, forfeiture of contraband and injunctions filed.
- Landlord tenant filings represent failure to pay rent filings

Table 13: District Court Total Original Case Filings – By County, November- January 2019, 2020 and 2021

District Court Original Case Filings by County	November			December				January			
	2019	2020	Percent Change from Last Year: November 2019 & 2020	2019	2020	Percent Change from Previous Month: November & December 2020	Percent Change from Last Year: December 2019 & 2020	2020	2021	Percent Change from Previous Month: December 2020 & January 2021	Percent Change from Last Year: January 2020 & 2021
District 1	24,338	14,289	-41%	24,677	17,557	23%	-29%	27,307	14,644	-17%	-46%
Baltimore City	24,338	14,289	-41%	24,677	17,557	23%	-29%	27,307	14,644	-17%	-46%
District 2	8,946	7,272	-19%	7,906	5,503	-24%	-30%	9,023	6,409	16%	-29%
Dorchester	1,377	936	-32%	1,219	876	-6%	-28%	1,564	1,138	30%	-27%
Somerset	1,345	1,027	-24%	1,017	633	-38%	-38%	1,275	935	48%	-27%
Wicomico	3,947	2,858	-28%	3,757	2,412	-16%	-36%	3,931	2,632	9%	-33%
Worcester	2,277	2,451	8%	1,913	1,582	-35%	-17%	2,253	1,704	8%	-24%
District 3	7,624	5,746	-25%	6,648	4,930	-14%	-26%	8,370	5,404	10%	-35%
Caroline	895	835	-7%	994	660	-21%	-34%	1,165	671	2%	-42%
Cecil	3,962	2,498	-37%	3,273	2,295	-8%	-30%	4,169	2,358	3%	-43%
Kent	491	259	-47%	387	194	-25%	-50%	504	323	66%	-36%
Queen Anne's	1,215	1,278	5%	981	967	-24%	-1%	1,208	1,256	30%	4%
Talbot	1,061	876	-17%	1,013	814	-7%	-20%	1,324	796	-2%	-40%
District 4	10,288	6,659	-35%	8,514	5,937	-11%	-30%	9,401	6,064	2%	-35%
Calvert	2,025	1,709	-16%	1,718	1,384	-19%	-19%	2,016	1,371	-1%	-32%
Charles	5,094	2,804	-45%	3,838	2,436	-13%	-37%	4,189	2,449	1%	-42%
St. Mary's	3,169	2,146	-32%	2,958	2,117	-1%	-28%	3,196	2,244	6%	-30%
District 5	35,787	17,828	-50%	37,662	19,283	8%	-49%	40,344	21,603	12%	-46%
Prince George's	35,787	17,828	-50%	37,662	19,283	8%	-49%	40,344	21,603	12%	-46%
District 6	23,968	11,949	-50%	27,440	10,245	-14%	-63%	30,073	10,259	0%	-66%
Montgomery	23,968	11,949	-50%	27,440	10,245	-14%	-63%	30,073	10,259	0%	-66%
District 7	15,215	11,785	-23%	13,817	10,128	-14%	-27%	15,220	8,812	-13%	-42%
Anne Arundel	15,215	11,785	-23%	13,817	10,128	-14%	-27%	15,220	8,812	-13%	-42%
District 8	33,596	20,514	-39%	32,890	19,235	-6%	-42%	36,135	19,768	3%	-45%
Baltimore	33,596	20,514	-39%	32,890	19,235	-6%	-42%	36,135	19,768	3%	-45%
District 9	5,426	4,066	-25%	5,701	4,386	8%	-23%	6,038	3,782	-14%	-37%
Harford	5,426	4,066	-25%	5,701	4,386	8%	-23%	6,038	3,782	-14%	-37%
District 10	8,696	5,761	-34%	8,250	4,935	-14%	-40%	9,171	5,187	5%	-43%
Howard	6,306	3,461	-45%	5,747	2,965	-14%	-48%	6,229	3,357	13%	-46%
Carroll	2,390	2,300	-4%	2,503	1,970	-14%	-21%	2,942	1,830	-7%	-38%
District 11	6,805	5,036	-26%	7,179	4,099	-19%	-43%	8,759	4,448	9%	-49%
Frederick	4,271	2,774	-35%	4,230	2,370	-15%	-44%	5,190	2,216	-6%	-57%
Washington	2,534	2,262	-11%	2,949	1,729	-24%	-41%	3,569	2,232	29%	-37%
District 12	2,130	1,441	-32%	1,740	1,135	-21%	-35%	2,188	1,556	37%	-29%
Allegany	1,427	937	-34%	1,230	804	-14%	-35%	1,492	1,204	50%	-19%
Garrett	703	504	-28%	510	331	-34%	-35%	696	352	6%	-49%
State Totals	182,819	112,346	-39%	182,424	107,373	-4%	-41%	202,029	107,936	1%	-47%

Table 14: District Court Civil Original Case Filings – By County, November- January 2019, 2020 and 2021

District Court Civil Original Case Filings by County	November			December				January			
	2019	2020	Percent Change from Last Year: November 2019 & 2020	2019	2020	Percent Change from Previous Month: November & December 2020	Percent Change from Last Year: December 2019 & 2020	2020	2021	Percent Change from Previous Month: December 2020 & January 2021	Percent Change from Last Year: January 2020 & 2021
District 1	2,708	2,482	-8%	3,092	6,484	161%	110%	2,901	2,274	-65%	-22%
Baltimore City	2,708	2,482	-8%	3,092	6,484	161%	110%	2,901	2,274	-65%	-22%
District 2	1,389	1,117	-20%	1,284	923	-17%	-28%	1,373	900	-2%	-34%
Dorchester	245	147	-40%	173	158	7%	-9%	213	136	-14%	-36%
Somerset	157	155	-1%	145	81	-48%	-44%	122	82	1%	-33%
Wicomico	780	535	-31%	731	452	-16%	-38%	800	488	8%	-39%
Worcester	207	280	35%	235	232	-17%	-1%	238	194	-16%	-18%
District 3	825	735	-11%	872	712	-3%	-18%	900	643	-10%	-29%
Caroline	132	132	0%	189	125	-5%	-34%	182	98	-22%	-46%
Cecil	365	309	-15%	360	300	-3%	-17%	368	273	-9%	-26%
Kent	41	54	32%	50	40	-26%	-20%	42	32	-20%	-24%
Queen Anne's	149	145	-3%	127	132	-9%	4%	144	149	13%	3%
Talbot	138	95	-31%	146	115	21%	-21%	164	91	-21%	-45%
District 4	1,471	1,371	-7%	1,411	1,291	-6%	-9%	1,377	1,082	-16%	-21%
Calvert	306	324	6%	321	324	0%	1%	330	279	-14%	-15%
Charles	785	716	-9%	745	675	-6%	-9%	701	546	-19%	-22%
St. Mary's	380	331	-13%	345	292	-12%	-15%	346	257	-12%	-26%
District 5	4,507	4,053	-10%	4,899	3,956	-2%	-19%	5,121	3,719	-6%	-27%
Prince George's	4,507	4,053	-10%	4,899	3,956	-2%	-19%	5,121	3,719	-6%	-27%
District 6	2,532	2,483	-2%	3,756	2,196	-12%	-42%	3,148	1,966	-10%	-38%
Montgomery	2,532	2,483	-2%	3,756	2,196	-12%	-42%	3,148	1,966	-10%	-38%
District 7	1,849	1,678	-9%	1,775	1,569	-6%	-12%	1,705	1,398	-11%	-18%
Anne Arundel	1,849	1,678	-9%	1,775	1,569	-6%	-12%	1,705	1,398	-11%	-18%
District 8	3,788	3,294	-13%	3,792	3,250	-1%	-14%	3,936	3,051	-6%	-22%
Baltimore	3,788	3,294	-13%	3,792	3,250	-1%	-14%	3,936	3,051	-6%	-22%
District 9	898	775	-14%	868	718	-7%	-17%	821	785	9%	-4%
Harford	898	775	-14%	868	718	-7%	-17%	821	785	9%	-4%
District 10	1,065	960	-10%	1,109	857	-11%	-23%	1,110	813	-5%	-27%
Howard	708	625	-12%	724	586	-6%	-19%	726	550	-6%	-24%
Carroll	357	335	-6%	385	271	-19%	-30%	384	263	-3%	-32%
District 11	1,109	1,068	-4%	1,032	913	-15%	-12%	1,160	801	-12%	-31%
Frederick	612	564	-8%	589	521	-8%	-12%	672	415	-20%	-38%
Washington	497	504	1%	443	392	-22%	-12%	488	386	-2%	-21%
District 12	254	261	3%	259	188	-28%	-27%	246	181	-4%	-26%
Allegany	182	207	14%	201	144	-30%	-28%	190	136	-6%	-28%
Garrett	72	54	-25%	58	44	-19%	-24%	56	45	2%	-20%
State Totals	22,395	20,277	-9%	24,149	23,057	14%	-5%	23,798	17,613	-24%	-26%

Table 15: District Court Motor Vehicle Original Case Filings – By County, November- January 2019, 2020 and 2021

District Court Motor Vehicle Original Case Filings by County	November			December				January			
	2019	2020	Percent Change from Last Year: November 2019 & 2020	2019	2020	Percent Change from Previous Month: November & December 2020	Percent Change from Last Year: December 2019 & 2020	2020	2021	Percent Change from Previous Month: December 2020 & January 2021	Percent Change from Last Year: January 2020 & 2021
District 1	8,994	5,162	-43%	9,384	4,315	-16%	-54%	9,302	6,263	45%	-33%
Baltimore City	8,994	5,162	-43%	9,384	4,315	-16%	-54%	9,302	6,263	45%	-33%
District 2	5,553	4,965	-11%	4,662	3,704	-25%	-21%	5,386	4,744	28%	-12%
Dorchester	892	649	-27%	725	608	-6%	-16%	978	888	46%	-9%
Somerset	883	705	-20%	653	471	-33%	-28%	776	745	58%	-4%
Wicomico	1,937	1,598	-18%	1,770	1,380	-14%	-22%	1,878	1,711	24%	-9%
Worcester	1,841	2,013	9%	1,514	1,245	-38%	-18%	1,754	1,400	12%	-20%
District 3	5,720	4,325	-24%	4,605	3,551	-18%	-23%	6,196	4,127	16%	-33%
Caroline	648	611	-6%	666	478	-22%	-28%	835	501	5%	-40%
Cecil	2,848	1,782	-37%	2,163	1,566	-12%	-28%	2,948	1,688	8%	-43%
Kent	402	182	-55%	259	127	-30%	-51%	414	264	108%	-36%
Queen Anne's	982	1,037	6%	771	744	-28%	-4%	970	1,034	39%	7%
Talbot	840	713	-15%	746	636	-11%	-15%	1,029	640	1%	-38%
District 4	6,761	4,163	-38%	4,908	3,661	-12%	-25%	5,741	3,845	5%	-33%
Calvert	1,474	1,190	-19%	1,159	881	-26%	-24%	1,375	919	4%	-33%
Charles	3,086	1,501	-51%	1,770	1,325	-12%	-25%	2,198	1,276	-4%	-42%
St. Mary's	2,201	1,472	-33%	1,979	1,455	-1%	-26%	2,168	1,650	13%	-24%
District 5	16,392	10,875	-34%	17,610	9,787	-10%	-44%	19,508	10,640	9%	-45%
Prince George's	16,392	10,875	-34%	17,610	9,787	-10%	-44%	19,508	10,640	9%	-45%
District 6	16,250	6,451	-60%	18,025	5,522	-14%	-69%	21,903	4,821	-13%	-78%
Montgomery	16,250	6,451	-60%	18,025	5,522	-14%	-69%	21,903	4,821	-13%	-78%
District 7	8,075	7,311	-9%	6,814	6,170	-16%	-9%	8,231	6,279	2%	-24%
Anne Arundel	8,075	7,311	-9%	6,814	6,170	-16%	-9%	8,231	6,279	2%	-24%
District 8	13,155	6,826	-48%	11,263	5,671	-17%	-50%	12,795	6,726	19%	-47%
Baltimore	13,155	6,826	-48%	11,263	5,671	-17%	-50%	12,795	6,726	19%	-47%
District 9	2,986	2,623	-12%	2,856	2,226	-15%	-22%	3,341	2,091	-6%	-37%
Harford	2,986	2,623	-12%	2,856	2,226	-15%	-22%	3,341	2,091	-6%	-37%
District 10	4,947	3,619	-27%	4,268	2,873	-21%	-33%	5,492	3,259	13%	-41%
Howard	3,272	1,921	-41%	2,560	1,458	-24%	-43%	3,364	1,964	35%	-42%
Carroll	1,675	1,698	1%	1,708	1,415	-17%	-17%	2,128	1,295	-8%	-39%
District 11	4,382	2,681	-39%	4,089	2,075	-23%	-49%	5,048	2,587	25%	-49%
Frederick	2,629	1,626	-38%	2,596	1,276	-22%	-51%	3,352	1,396	9%	-58%
Washington	1,753	1,055	-40%	1,493	799	-24%	-46%	1,696	1,191	49%	-30%
District 12	1,483	938	-37%	999	728	-22%	-27%	1,564	1,156	59%	-26%
Allegany	925	527	-43%	636	509	-3%	-20%	992	901	77%	-9%
Garrett	558	411	-26%	363	219	-47%	-40%	572	255	16%	-55%
State Totals	94,698	59,939	-37%	89,483	50,283	-16%	-44%	104,507	56,538	12%	-46%

Table 16: District Court Landlord-Tenant Original Case Filings – By County, November- January 2019, 2020 and 2021

District Court Landlord Tenant Cases Filed by County	November			December				January			
	2019	2020	Percent Change from Last Year: November 2019 & 2020	2019	2020	Percent Change from Previous Month: November & December 2020	Percent Change from Last Year: December 2019 & 2020	2020	2021	Percent Change from Previous Month: December 2020 & January 2021	Percent Change from Last Year: January 2020 & 2021
District 1	11,099	5,336	-52%	10,778	5,484	3%	-49%	13,473	4,838	-12%	-64%
Baltimore City	11,099	5,336	-52%	10,778	5,484	3%	-49%	13,473	4,838	-12%	-64%
District 2	1,492	738	-51%	1,351	442	-40%	-67%	1,684	300	-32%	-82%
Dorchester	147	35	-76%	200	0	-100%	-100%	232	0	-	-100%
Somerset	250	118	-53%	144	22	-81%	-85%	307	24	9%	-92%
Wicomico	997	565	-43%	975	413	-27%	-58%	1,016	273	-34%	-73%
Worcester	98	20	-80%	32	7	-65%	-78%	129	3	-57%	-98%
District 3	609	212	-65%	650	222	5%	-66%	668	138	-38%	-79%
Caroline	50	15	-70%	69	2	-87%	-97%	66	2	0%	-97%
Cecil	472	165	-65%	470	194	18%	-59%	502	121	-38%	-76%
Kent	25	2	-92%	18	0	-100%	-100%	21	1	-	-95%
Queen Anne's	28	19	-32%	29	15	-21%	-48%	27	13	-13%	-52%
Talbot	34	11	-68%	64	11	0%	-83%	52	1	-91%	-98%
District 4	1,381	574	-58%	1,477	362	-37%	-75%	1,565	594	64%	-62%
Calvert	62	29	-53%	68	29	0%	-57%	105	24	-17%	-77%
Charles	927	367	-60%	988	167	-54%	-83%	993	391	134%	-61%
St. Mary's	392	178	-55%	421	166	-7%	-61%	467	179	8%	-62%
District 5	13,360	1,843	-86%	13,677	4,419	140%	-68%	14,145	6,205	40%	-56%
Prince George's	13,360	1,843	-86%	13,677	4,419	140%	-68%	14,145	6,205	40%	-56%
District 6	4,198	2,525	-40%	4,776	2,009	-20%	-58%	3,989	2,974	48%	-25%
Montgomery	4,198	2,525	-40%	4,776	2,009	-20%	-58%	3,989	2,974	48%	-25%
District 7	4,235	1,869	-56%	4,189	1,470	-21%	-65%	4,223	119	-92%	-97%
Anne Arundel	4,235	1,869	-56%	4,189	1,470	-21%	-65%	4,223	119	-92%	-97%
District 8	15,536	9,584	-38%	16,723	9,439	-2%	-44%	18,187	9,076	-4%	-50%
Baltimore	15,536	9,584	-38%	16,723	9,439	-2%	-44%	18,187	9,076	-4%	-50%
District 9	1,256	340	-73%	1,618	1,148	238%	-29%	1,490	600	-48%	-60%
Harford	1,256	340	-73%	1,618	1,148	238%	-29%	1,490	600	-48%	-60%
District 10	2,301	843	-63%	2,482	867	3%	-65%	2,149	800	-8%	-63%
Howard	2,118	718	-66%	2,267	725	1%	-68%	1,921	675	-7%	-65%
Carroll	183	125	-32%	215	142	14%	-34%	228	125	-12%	-45%
District 11	687	835	22%	1,449	708	-15%	-51%	1,850	636	-10%	-66%
Frederick	675	384	-43%	689	347	-10%	-50%	753	219	-37%	-71%
Washington	12	451	3658%	760	361	-20%	-53%	1,097	417	16%	-62%
District 12	107	32	-70%	227	7	-78%	-97%	110	3	-57%	-97%
Allegany	89	30	-66%	201	6	-80%	-97%	98	3	-50%	-97%
Garrett	18	2	-89%	26	1	-50%	-96%	12	0	-100%	-100%
State Totals	56,261	24,731	-56%	59,397	26,577	7%	-55%	63,533	26,283	-1%	-59%

Table 17: District Court Criminal Original Case Filings – By County, November- January 2019, 2020 and 2021

District Court Criminal Original Case Filings by County	November			December				January			
	2019	2020	Percent Change from Last Year: November 2019 & 2020	2019	2020	Percent Change from Previous Month: November & December 2020	Percent Change from Last Year: December 2019 & 2020	2020	2021	Percent Change from Previous Month: December 2020 & January 2021	Percent Change from Last Year: January 2020 & 2021
District 1	1,537	1,309	-15%	1,423	1,274	-3%	-10%	1,631	1,269	0%	-22%
Baltimore City	1,537	1,309	-15%	1,423	1,274	-3%	-10%	1,631	1,269	0%	-22%
District 2	512	452	-12%	609	434	-4%	-29%	580	465	7%	-20%
Dorchester	93	105	13%	121	110	5%	-9%	141	114	4%	-19%
Somerset	55	49	-11%	75	59	20%	-21%	70	84	42%	20%
Wicomico	233	160	-31%	281	167	4%	-41%	237	160	-4%	-32%
Worcester	131	138	5%	132	98	-29%	-26%	132	107	9%	-19%
District 3	470	474	1%	521	445	-6%	-15%	606	496	11%	-18%
Caroline	65	77	18%	70	55	-29%	-21%	82	70	27%	-15%
Cecil	277	242	-13%	280	235	-3%	-16%	351	276	17%	-21%
Kent	23	21	-9%	60	27	29%	-55%	27	26	-4%	-4%
Queen Anne's	56	77	38%	54	76	-1%	41%	67	60	-21%	-10%
Talbot	49	57	16%	57	52	-9%	-9%	79	64	23%	-19%
District 4	675	551	-18%	718	623	13%	-13%	718	543	-13%	-24%
Calvert	183	166	-9%	170	150	-10%	-12%	206	149	-1%	-28%
Charles	296	220	-26%	335	269	22%	-20%	297	236	-12%	-21%
St. Mary's	196	165	-16%	213	204	24%	-4%	215	158	-23%	-27%
District 5	1,528	1,057	-31%	1,476	1,121	6%	-24%	1,570	1,039	-7%	-34%
Prince George's	1,528	1,057	-31%	1,476	1,121	6%	-24%	1,570	1,039	-7%	-34%
District 6	988	490	-50%	883	518	6%	-41%	1,033	498	-4%	-52%
Montgomery	988	490	-50%	883	518	6%	-41%	1,033	498	-4%	-52%
District 7	1,056	927	-12%	1,039	919	-1%	-12%	1,061	1,016	11%	-4%
Anne Arundel	1,056	927	-12%	1,039	919	-1%	-12%	1,061	1,016	11%	-4%
District 8	1,117	810	-27%	1,112	875	8%	-21%	1,217	915	5%	-25%
Baltimore	1,117	810	-27%	1,112	875	8%	-21%	1,217	915	5%	-25%
District 9	286	328	15%	359	294	-10%	-18%	386	306	4%	-21%
Harford	286	328	15%	359	294	-10%	-18%	386	306	4%	-21%
District 10	383	339	-11%	391	338	0%	-14%	420	315	-7%	-25%
Howard	208	197	-5%	196	196	-1%	0%	218	168	-14%	-23%
Carroll	175	142	-19%	195	142	0%	-27%	202	147	4%	-27%
District 11	627	452	-28%	609	403	-11%	-34%	701	424	5%	-40%
Frederick	355	200	-44%	356	226	13%	-37%	413	186	-18%	-55%
Washington	272	252	-7%	253	177	-30%	-30%	288	238	34%	-17%
District 12	286	210	-27%	255	212	1%	-17%	268	216	2%	-19%
Allegany	231	173	-25%	192	145	-16%	-24%	212	164	13%	-23%
Garrett	55	37	-33%	63	67	81%	6%	56	52	-22%	-7%
State Totals	9,465	7,399	-22%	9,395	7,456	1%	-21%	10,191	7,502	1%	-26%

District Court Domestic Violence Case Activity

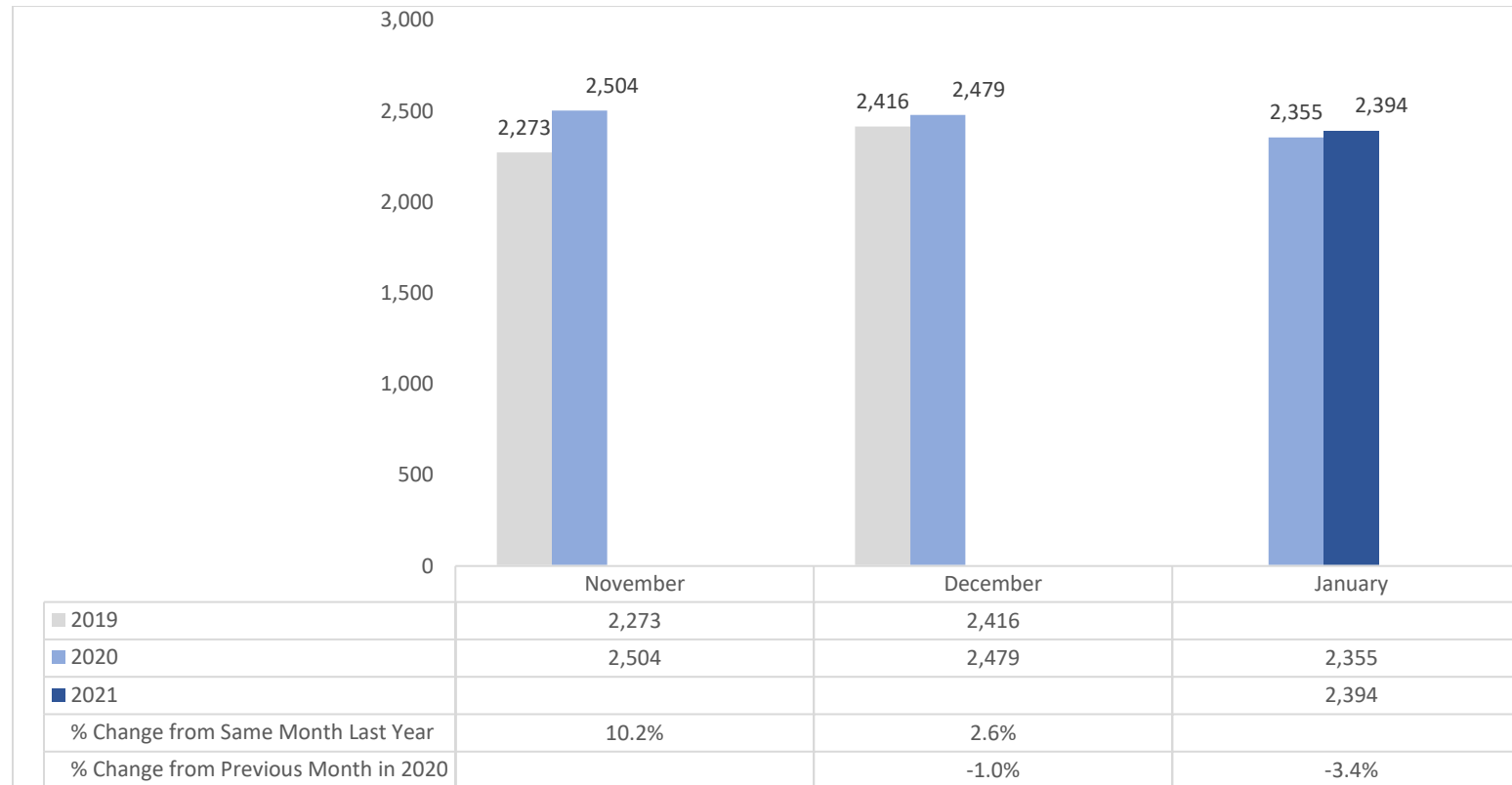
Protective Orders

*Table 18: District Court Domestic Original Case Filings, Protective Orders*by Order Type and Hearings Held/Concluded November-January 2019, 2020 and 2021*

District Court Domestic Violence Protective Orders, Hearings and Case Filings by Month and Year	November			December				January			
	2019	2020	Percent Change from Last Year: November 2019 & 2020	2019	2020	Percent Change from Previous Month: November & December 2020	Percent Change from Last Year: December 2019 & 2020	2020	2021	Percent Change from Previous Month: December 2020 & January 2021	Percent Change from Last Year: January 2020 & 2021
Domestic Violence Cases Filed	2,273	2,504	10.2%	2,416	2,479	-1.0%	2.6%	2,355	2,394	-3.4%	1.7%
Domestic Violence Protective Orders	4,875	5,039	3.4%	5,418	5,421	7.6%	0.1%	5,243	5,224	-3.6%	-0.4%
Interim	1,155	1,335	15.6%	1,204	1,265	-5.2%	5.1%	1,129	1,250	-1.2%	10.7%
Temporary	3,097	3,061	-1.2%	3,507	3,497	14.2%	-0.3%	3,363	3,336	-4.6%	-0.8%
Final	623	643	3.2%	707	659	2.5%	-6.8%	751	638	-3.2%	-15.0%
Domestic Violence Protective Order Hearings	6,324	6,672	5.5%	7,053	7,108	6.5%	0.8%	6,676	6,775	-4.7%	1.5%

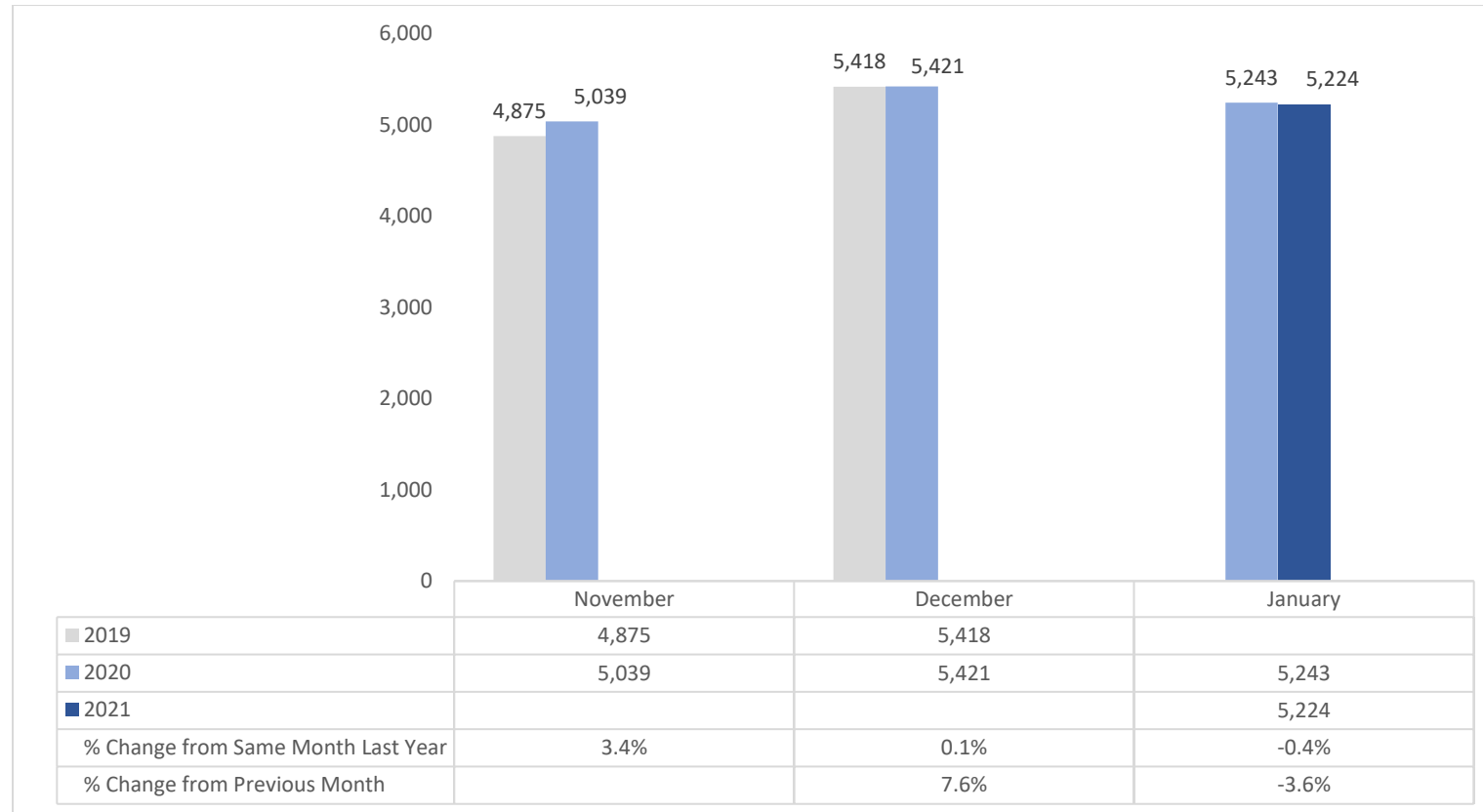
Source: Maryland District Court Headquarters Monthly Statistics.

*During Phase 1, the clerks' offices were closed resulting in all protective, peace, and ERPOs being handled as interim hearings by commissioners. Interim orders remained in place until acted upon by the court or when the clerk's offices reopened on July 20, 2020. Prior to the pandemic, commissioners only heard interims when clerks' offices were not open.

Figure 25: Monthly Total District Court Domestic Violence Original Case Filings 2019, 2020 and 2021

There were 7,377 domestic violence cases filed from November 2020 to January 2021. Domestic violence cases filed increased 10.2% in November 2020 (2,504 domestic violence cases filed) compared to November 2019 (2,273 domestic violence cases filed). In December 2020, there were 2,479 domestic violence cases filed, an increase of 2.6% from December 2019 and a decrease of 1.0% from November 2020. In January 2021, there were 2,394 domestic violence cases filed, an increase of 1.7% from January 2020 and a decrease of 3.4% from December 2020.

Figure 26: Monthly Total District Court Domestic Violence Protective Orders, 2019, 2020 and 2021



There were 15,684 domestic violence protective orders from November 2020 to January 2021. Domestic violence protective orders increased 3.4% in November 2020 (5,039 domestic violence protective orders) compared to November 2019 (4,875 domestic violence protective orders). In December 2020, there were 5,421 domestic violence protective orders, an increase of 0.1% from December 2019 and an increase of 7.6% from November 2020. In January 2021, there were 5,224 domestic violence protective orders, a decrease of 0.4% from January 2020 and a decrease of 3.6% from December 2020.

Figure 27: Monthly District Court Domestic Violence Protective Order Hearings Held/Concluded, 2019, 2020 and 2021

There were 20,555 domestic violence protective order hearings from November 2020 to January 2021. Domestic violence protective order hearings increased 5.5% in November 2020 (6,672 domestic violence protective order hearings) compared to November 2019 (6,324 domestic violence protective order hearings). In December 2020, there were 7,108 domestic violence protective order hearings, an increase of 0.8% from December 2019 and an increase of 6.5% from November 2020. In January 2021, there were 6,775 domestic violence protective order hearings, an increase of 1.5% from January 2020 and a decrease of 4.7% from December 2020.

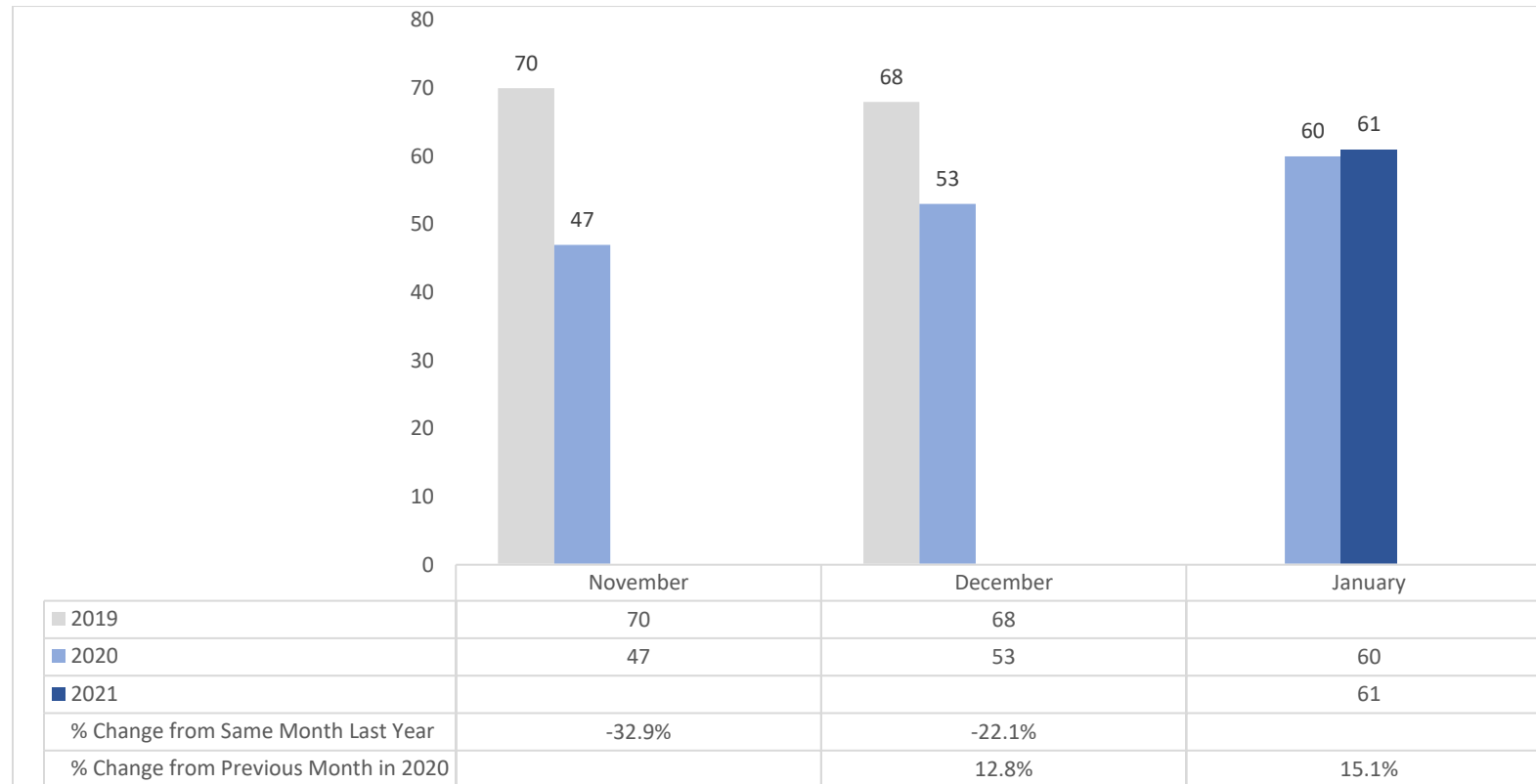
Extreme Risk Protective Orders (ERPO)

Table 19: District Court ERPO* Original Case Filings, ERPOs by Order Type and Hearings Held/Concluded November- January 2019, 2020 and 2021

District Court ERPO Case Activity by Month and Year	November			December				January			
	2019	2020	Percent Change from Last Year: November 2019 & 2020	2019	2020	Percent Change from Previous Month: November & December 2020	Percent Change from Last Year: December 2019 & 2020	2020	2021	Percent Change from Previous Month: December 2020 & January 2021	Percent Change from Last Year: January 2020 & 2021
ERPO Cases Filed	70	47	-32.9%	68	53	12.8%	-22.1%	60	61	15.1%	1.7%
ERPOs	144	114	-20.8%	163	133	16.7%	-18.4%	121	140	5.3%	15.7%
Interim	44	38	-13.6%	47	44	15.8%	-6.4%	42	47	6.8%	11.9%
Temporary	62	49	-21.0%	73	61	24.5%	-16.4%	51	70	14.8%	37.3%
Final	38	27	-28.9%	43	28	3.7%	-34.9%	28	23	-17.9%	-17.9%
ERPO Hearings	168	136	-19.0%	197	156	14.7%	-20.8%	167	171	9.6%	2.4%

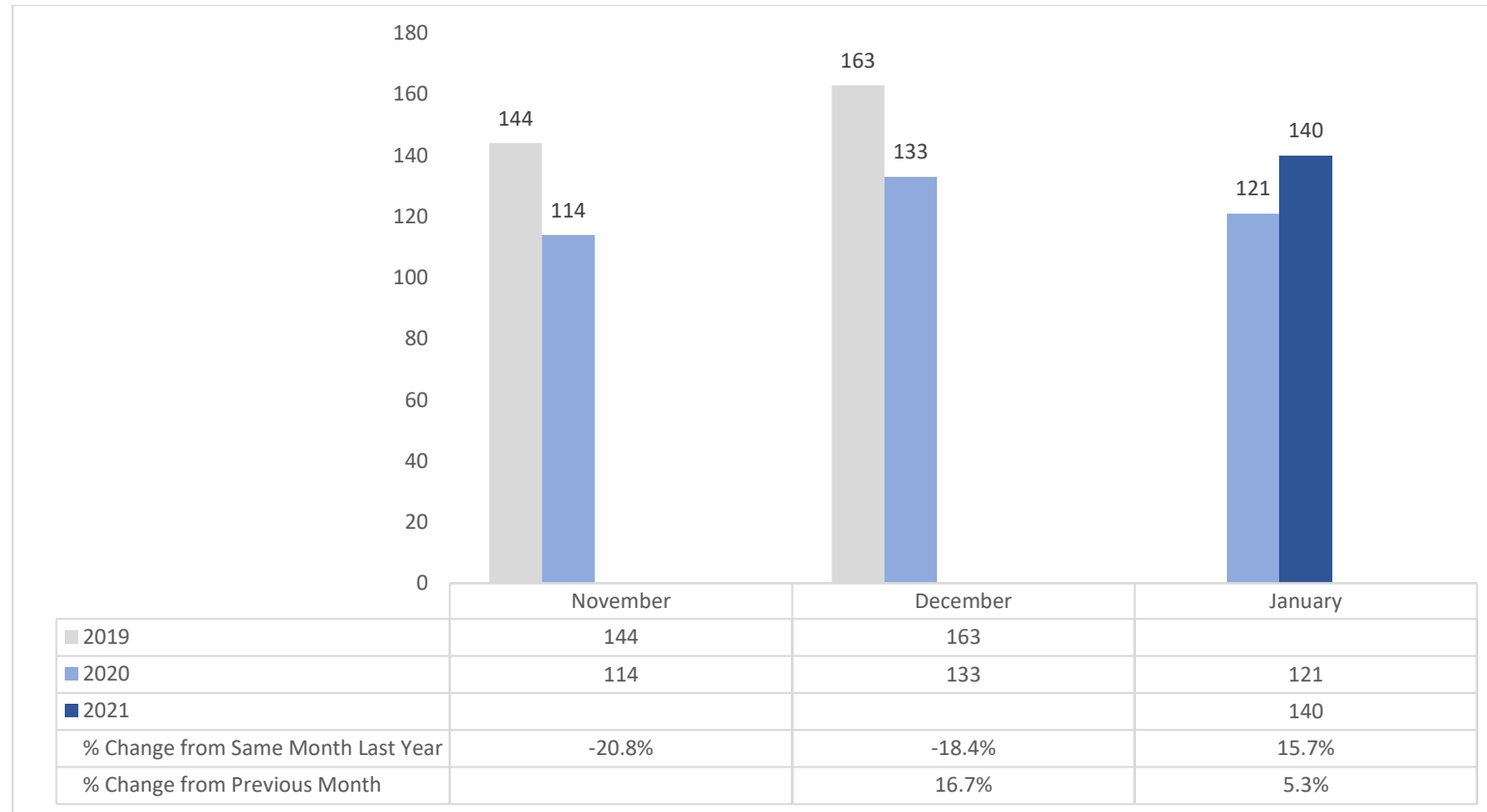
Source: Maryland District Court Headquarters Monthly Statistics.

* During Phase 1, the clerks' offices were closed resulting in all protective, peace, and ERPOs being handled as interim hearings by commissioners. Interim orders remained in place until acted upon by the court or when the clerk's offices reopened on July 20, 2020. Prior to the pandemic, commissioners only heard interims when clerks' offices were not open.

Figure 28: Monthly District Court ERPO Original Case Filings, 2019, 2020 and 2021

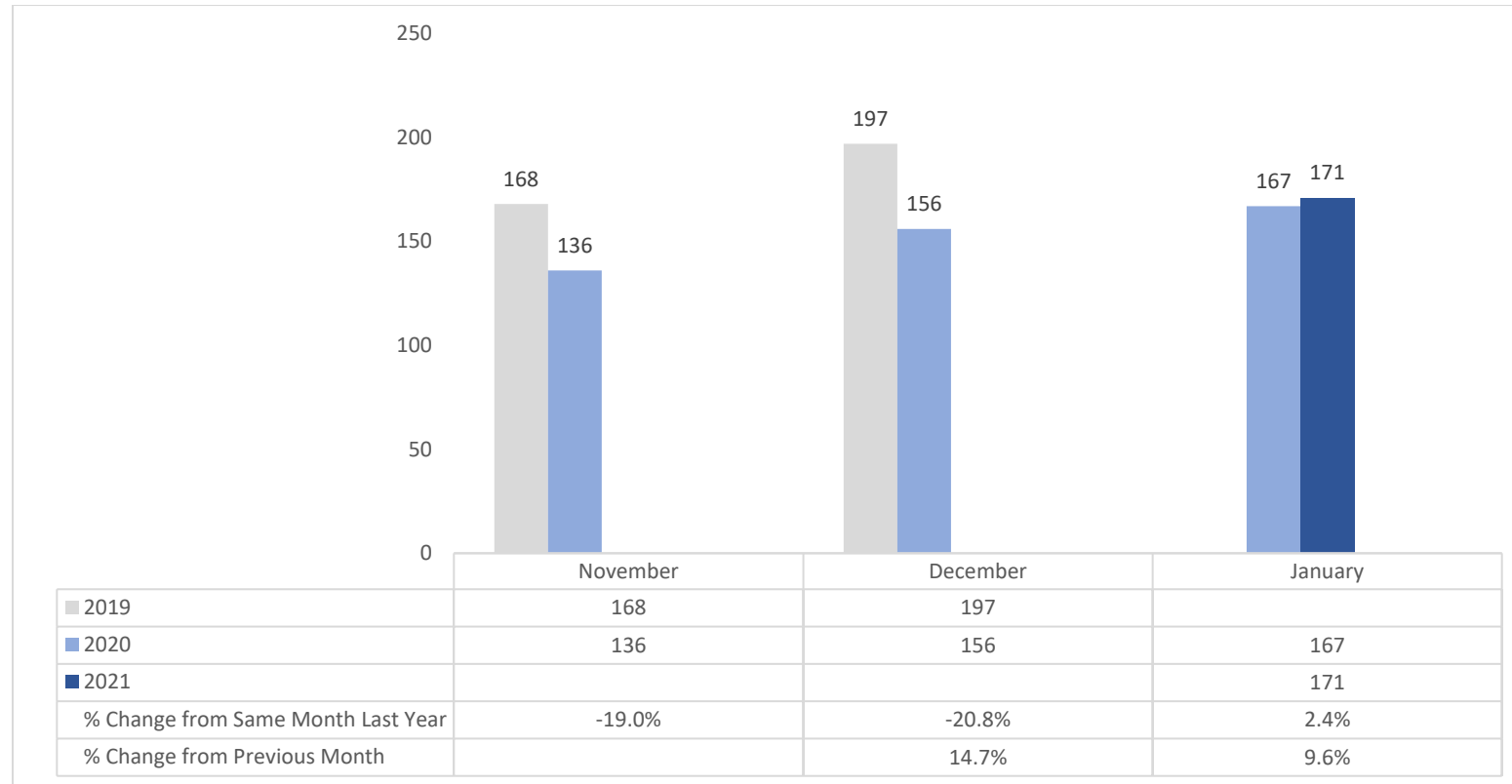
There were 161 ERPO cases filed from November 2020 to January 2021. ERPO cases filed declined 32.9% in November 2020 (47 ERPO cases filed) compared to November 2019 (70 ERPO cases filed). In December 2020, there were 53 ERPO cases filed, a decrease of 22.1% from December 2019 and an increase of 12.8% from November 2020. In January 2021, there were 61 ERPO cases filed, an increase of 1.7% from January 2020 and an increase of 15.1% from December 2020.

Figure 29: Monthly Total District Court ERPOs, 2019, 2020 and 2021



There were 387 ERPOs from November 2020 to January 2021. ERPOs declined 20.8% in November 2020 (114 ERPOs) compared to November 2019 (144 ERPOs). In December 2020, there were 133 ERPOs, a decrease of 18.4% from December 2019 and an increase of 16.7% from November 2020. In January 2021, there were 140 ERPOs, an increase of 15.7% from January 2020 and an increase of 5.3% from December 2020.

Figure 30: Monthly District Court ERPO Hearings Held/Concluded, 2019, 2020 and 2021



There were 463 ERPO hearings from November 2020 to January 2021. ERPO hearings declined 19.0% in November 2020 (136 ERPO hearings) compared to November 2019 (168 ERPO hearings). In December 2020, there were 156 ERPO hearings, a decrease of 20.8% from December 2019 and an increase of 14.7% from November 2020. In January 2021, there were 171 ERPO hearings, an increase of 2.4% from January 2020 and an increase of 9.6% from December 2020.

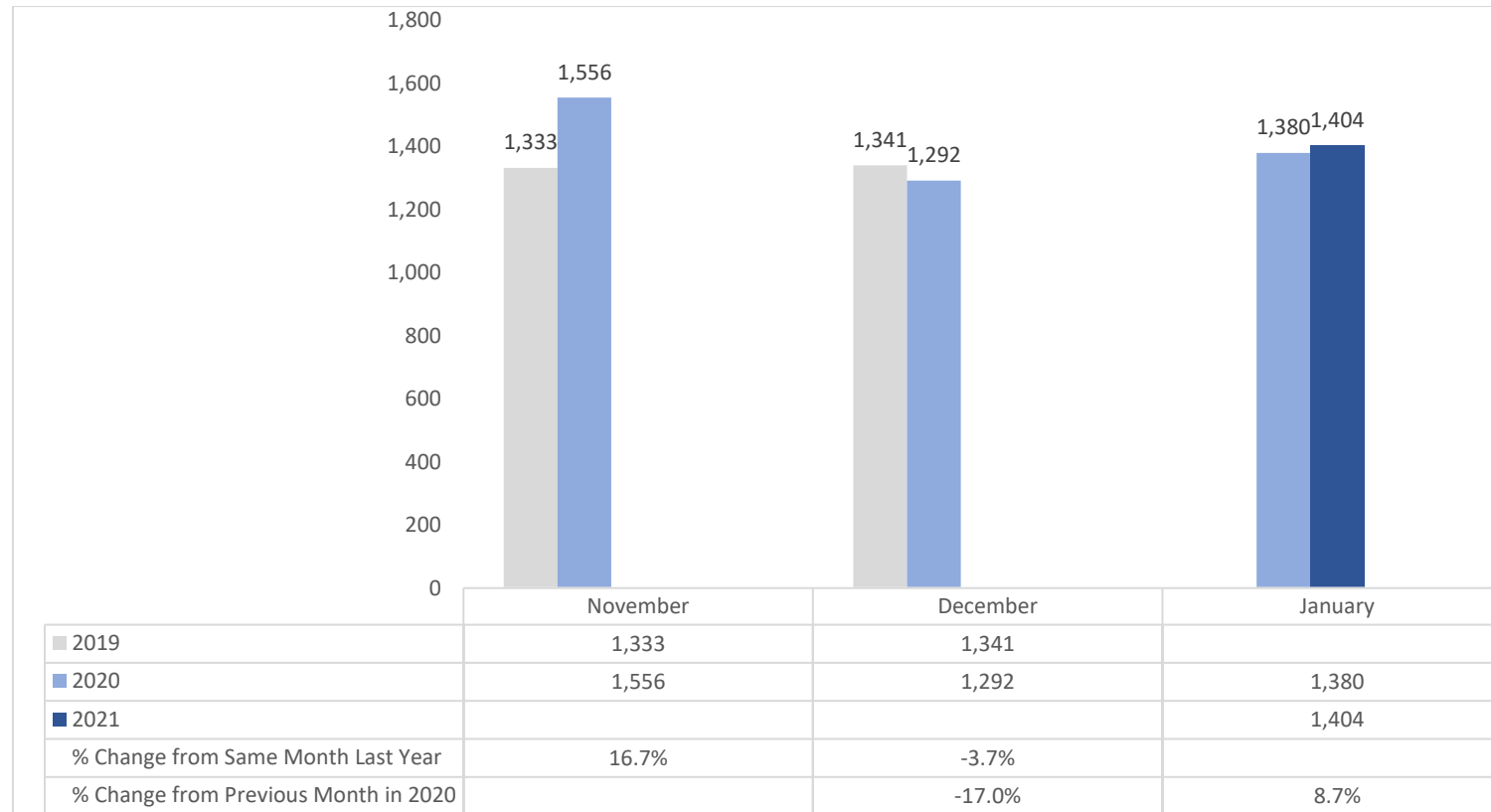
Peace Orders

Table 20: District Court Peace Order Original Case Filings, Peace Orders by Order Type and Hearings Held/Concluded November- January 2019, 2020 and 2021*

	November			December				January			
District Court Peace Orders, Cases Filed and Hearings by Month and Year	2019	2020	Percent Change from Last Year: November 2019 & 2020	2019	2020	Percent Change from Previous Month: November & December 2020	Percent Change from Last Year: December 2019 & 2020	2020	2021	Percent Change from Previous Month: December 2020 & January 2021	Percent Change from Last Year: January 2020 & 2021
Peace Order Cases Filed	1,333	1,556	16.7%	1,341	1,292	-17.0%	-3.7%	1,380	1,404	8.7%	1.7%
Peace Orders	2,050	2,523	23.1%	2,282	2,166	-14.1%	-5.1%	2,225	2,100	-3.0%	-5.6%
Interim	531	668	25.8%	526	525	-21.4%	-0.2%	493	578	10.1%	17.2%
Temporary	1,120	1,409	25.8%	1,316	1,207	-14.3%	-8.3%	1,285	1,125	-6.8%	-12.5%
Final	399	446	11.8%	440	434	-2.7%	-1.4%	447	397	-8.5%	-11.2%
Peace Order Hearings	3,013	3,612	19.9%	3,227	3,150	-12.8%	-2.4%	3,184	3,003	-4.7%	-5.7%

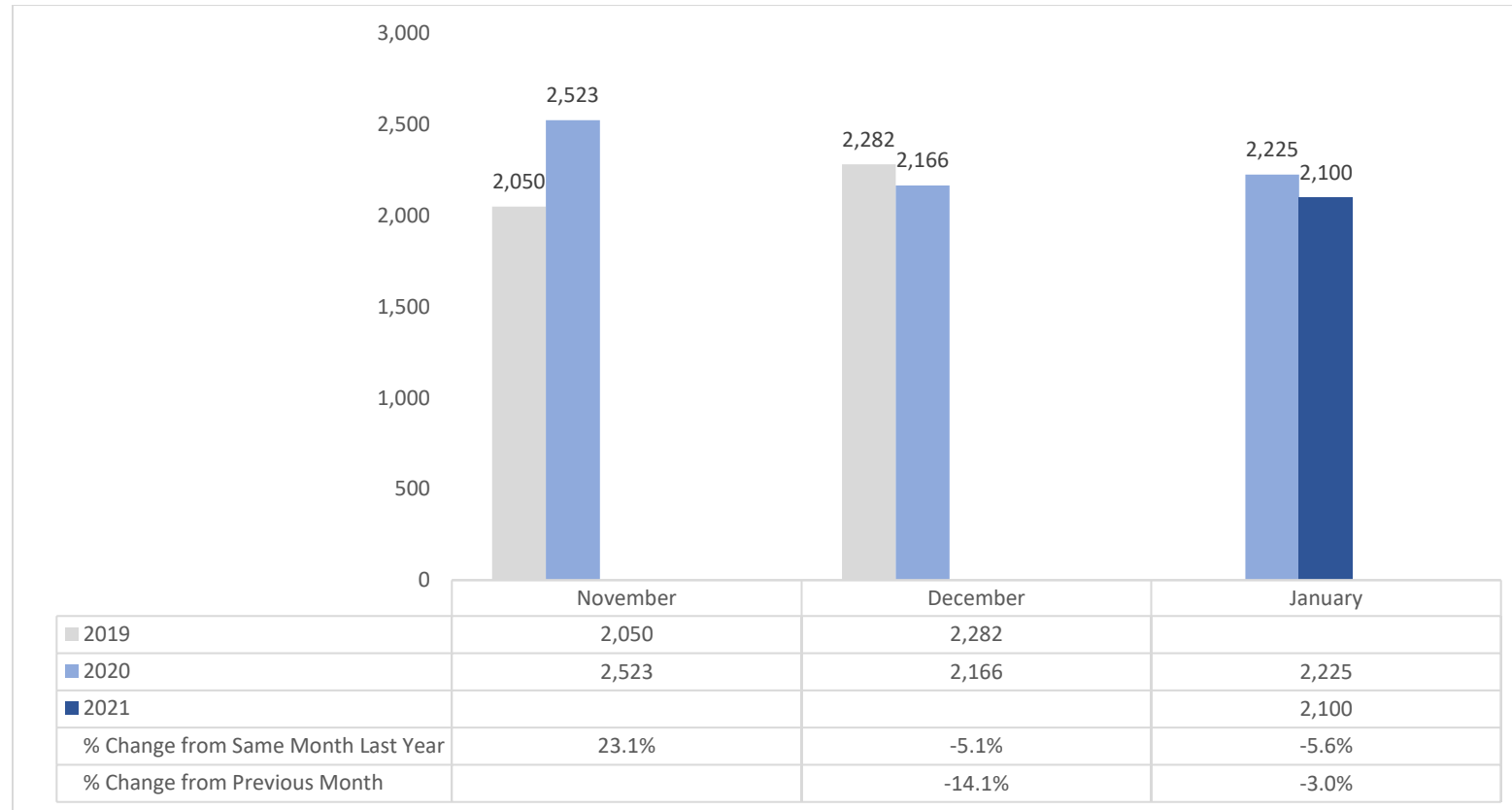
Source: Maryland District Court Headquarters Monthly Statistics.

* During Phase 1, the clerks' offices were closed resulting in all protective, peace and ERPOs being handled as interim hearings by commissioners. Interim orders remained in place until acted upon by the court or when the clerk's offices reopened on July 20, 2020. Prior to the pandemic, commissioners only heard interims when clerks' offices were not open.

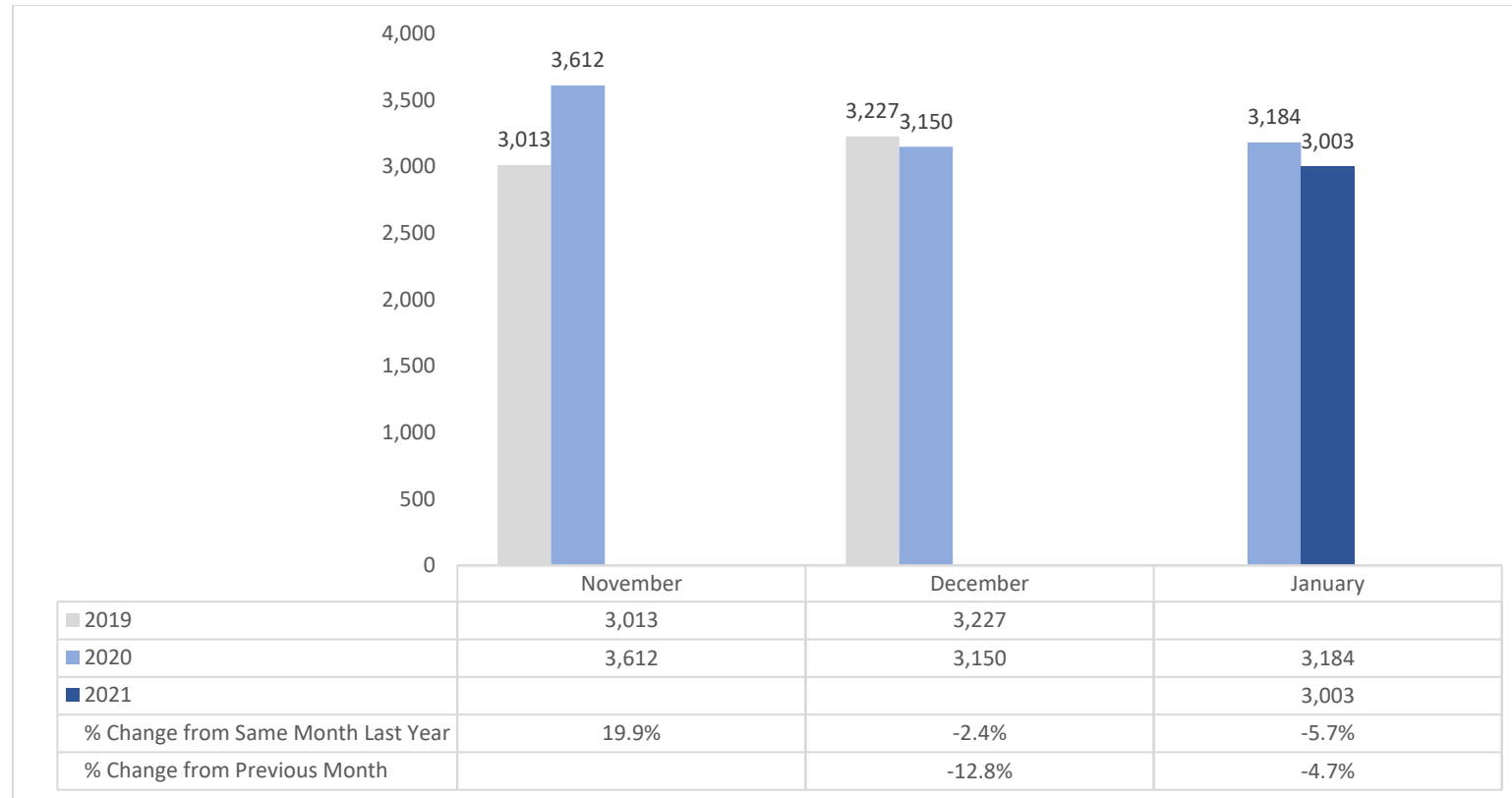
Figure 31: Monthly District Court Peace Order Original Case Filings, 2019, 2020 and 2021

There were 4,252 peace order cases filed from November 2020 to January 2021. Peace order cases filed increased 16.7% in November 2020 (1,556 peace order cases filed) compared to November 2019 (1,333 peace order cases filed). In December 2020, there were 1,292 peace order cases filed, a decrease of 3.7% from December 2019 and a decrease of 17.0% from November 2020. In January 2021, there were 1,404 peace order cases filed, an increase of 1.7% from January 2020 and an increase of 8.7% from December 2020.

Figure 32: Monthly Total District Court Peace Orders, 2019, 2020 and 2021



There were 6,789 peace orders from November 2020 to January 2021. Peace orders increased 23.1% in November 2020 (2,523 peace orders) compared to November 2019 (2,050 peace orders). In December 2020, there were 2,166 peace orders, a decrease of 5.1% from December 2019 and a decrease of 14.1% from November 2020. In January 2021, there were 2,100 peace orders, a decrease of 5.6% from January 2020 and a decrease of 3.0% from December 2020.

Figure 33: Monthly District Court Peace Order Hearings Held/Concluded, 2019, 2020 and 2021

There were 9,765 peace order hearings from November 2020 to January 2021. Peace order hearings increased 19.9% in November 2020 (3,612 peace order hearings) compared to November 2019 (3,013 peace order hearings). In December 2020, there were 3,150 peace order hearings, a decrease of 2.4% from December 2019 and a decrease of 12.8% from November 2020. In January 2021, there were 3,003 peace order hearings, a decrease of 5.7% from January 2020 and a decrease of 4.7% from December 2020.

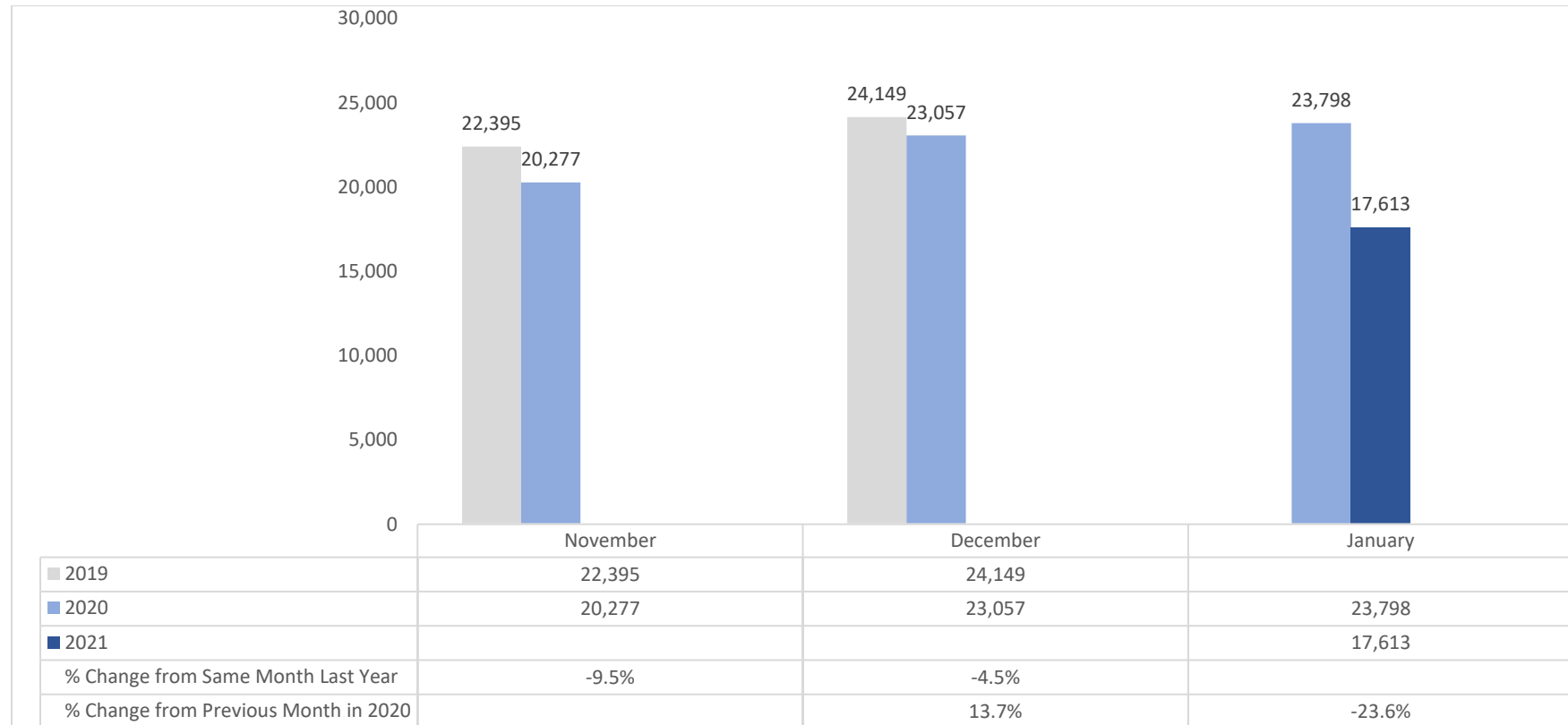
District Court – Civil Case Activity

Table 21: District Court Original Civil Case Filings and Hearings Held/Concluded – November- January 2019, 2020 and 2021

	November			December				January			
	2019	2020	Percent Change from Last Year: November 2019 & 2020	2019	2020	Percent Change from Previous Month: November & December 2020	Percent Change from Last Year: December 2019 & 2020	2020	2021	Percent Change from Previous Month: December 2020 & January 2021	Percent Change from Last Year: January 2020 & 2021
District Court Civil Case Activity											
Total Original Civil Filings	22,395	20,277	-9.5%	24,149	23,057	13.7%	-4.5%	23,798	17,613	-23.6%	-26.0%
Total Civil Hearings	14,877	14,583	-2.0%	16,045	12,721	-12.8%	-20.7%	16,730	12,823	0.8%	-23.4%
Highlight - Emergency Evaluations Filed	277	318	14.8%	291	332	4.4%	14.1%	333	338	1.8%	1.5%
Highlight - Emergency Evaluations Granted	236	241	2.1%	231	271	12.4%	17.3%	266	269	-0.7%	1.1%

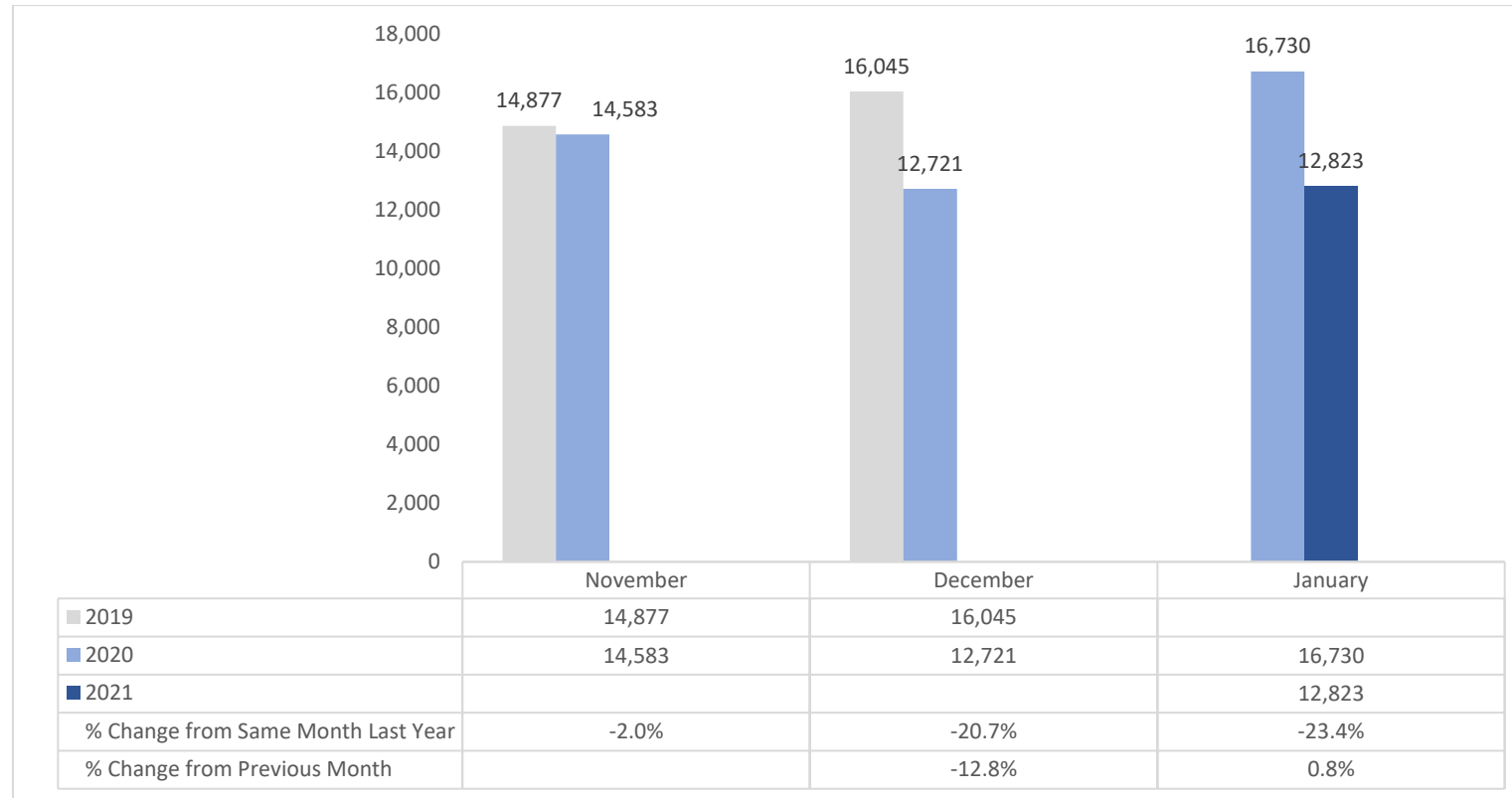
Note: Civil filings and hearings include civil cases and citations, domestic violence, peace order, ERPO, aids of execution, municipal infractions, emergency evaluations, forfeiture of contraband and injunctions filed.

Figure 34: District Court Civil Case Filings, 2019, 2020 and 2021



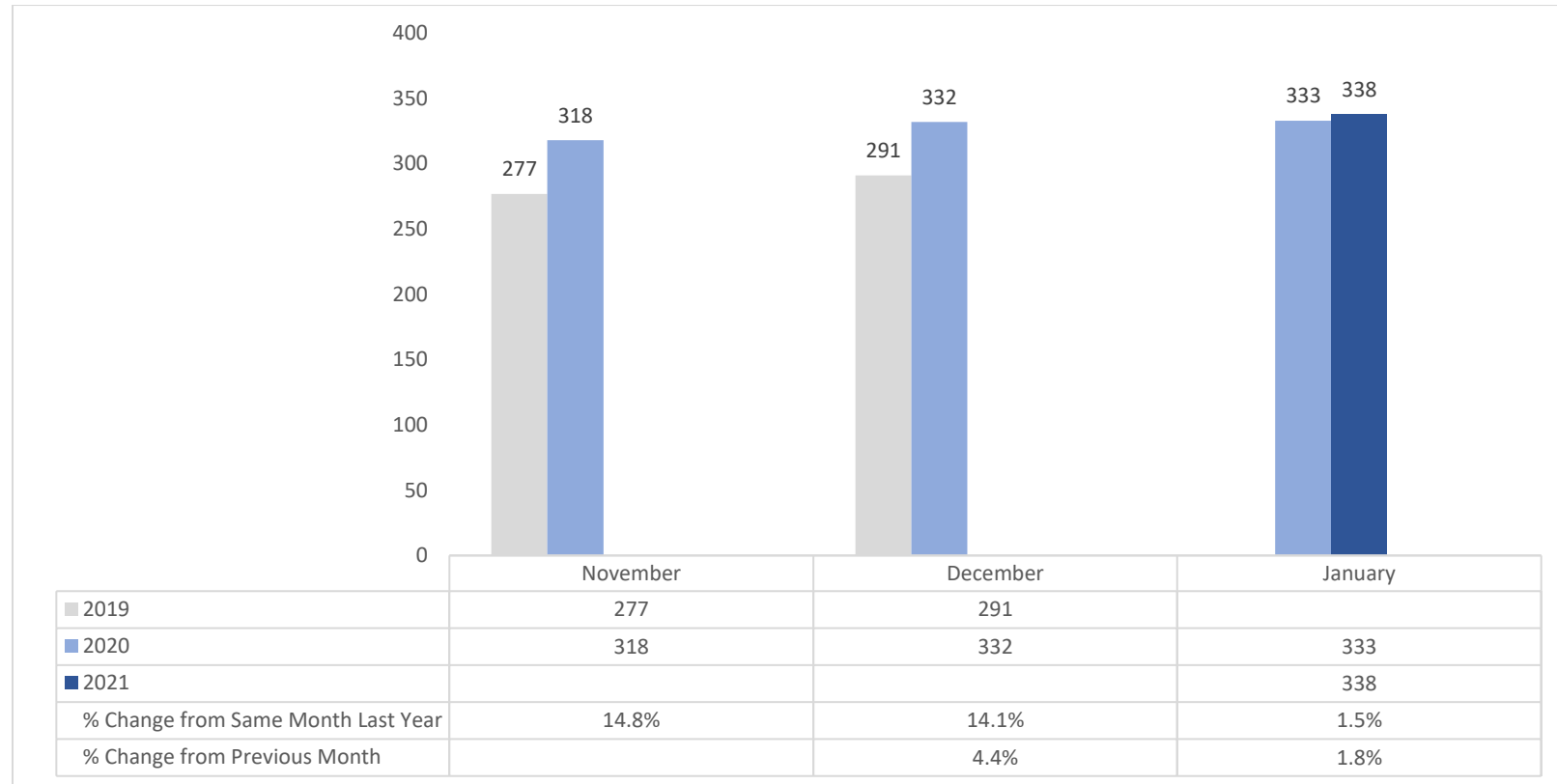
There were 60,947 civil case filings from November 2020 to January 2021. Civil case filings declined 9.5% in November 2020 (20,277 civil case filings) compared to November 2019 (22,395 civil case filings). In December 2020, there were 23,057 civil case filings, a decrease of 4.5% from December 2019 and an increase of 13.7% from November 2020. In January 2021, there were 17,613 civil case filings, a decrease of 26.0% from January 2020 and a decrease of 23.6% from December 2020.

Figure 35: District Court Civil Hearings Held/Concluded 2019, 2020 and 2021



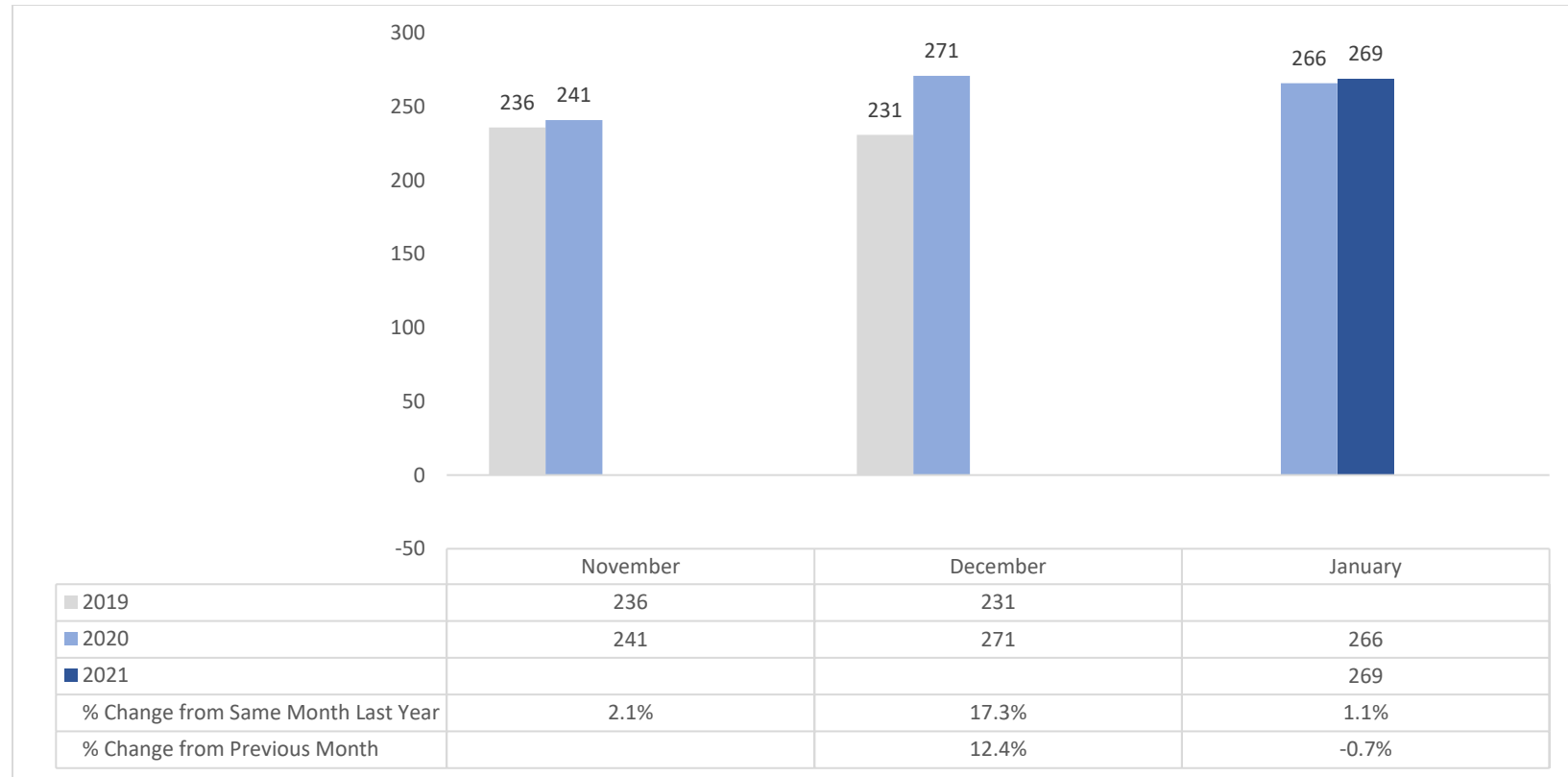
There were 40,127 civil hearings held/concluded from November 2020 to January 2021. Civil hearings held/concluded declined 2.0% in November 2020 (14,583 civil hearings held/concluded) compared to November 2019 (14,877 civil hearings held/concluded). In December 2020, there were 12,721 civil hearings held/concluded, a decrease of 20.7% from December 2019 and a decrease of 12.8% from November 2020. In January 2021, there were 12,823 civil hearings held/concluded, a decrease of 23.4% from January 2020 and an increase of 0.8% from December 2020.

Figure 36: District Court Emergency Evaluations Filed, 2019, 2020 and 2021



There were 988 emergency evaluations filed from November 2020 to January 2021. Emergency evaluations filed increased 14.8% in November 2020 (318 emergency evaluations filed) compared to November 2019 (277 emergency evaluations filed). In December 2020, there were 332 emergency evaluations filed, an increase of 14.1% from December 2019 and an increase of 4.4% from November 2020. In January 2021, there were 338 emergency evaluations filed, an increase of 1.5% from January 2020 and an increase of 1.8% from December 2020.

Figure 37: District Court Emergency Evaluations Granted 2019, 2020 and 2021



There were 781 emergency evaluations granted from November 2020 to January 2021. Emergency evaluations granted increased 2.1% in November 2020 (241 emergency evaluations granted) compared to November 2019 (236 emergency evaluations granted). In December 2020, there were 271 emergency evaluations granted, an increase of 17.3% from December 2019 and an increase of 12.4% from November 2020. In January 2021, there were 269 emergency evaluations granted, an increase of 1.1% from January 2020 and a decrease of 0.7% from December 2020.

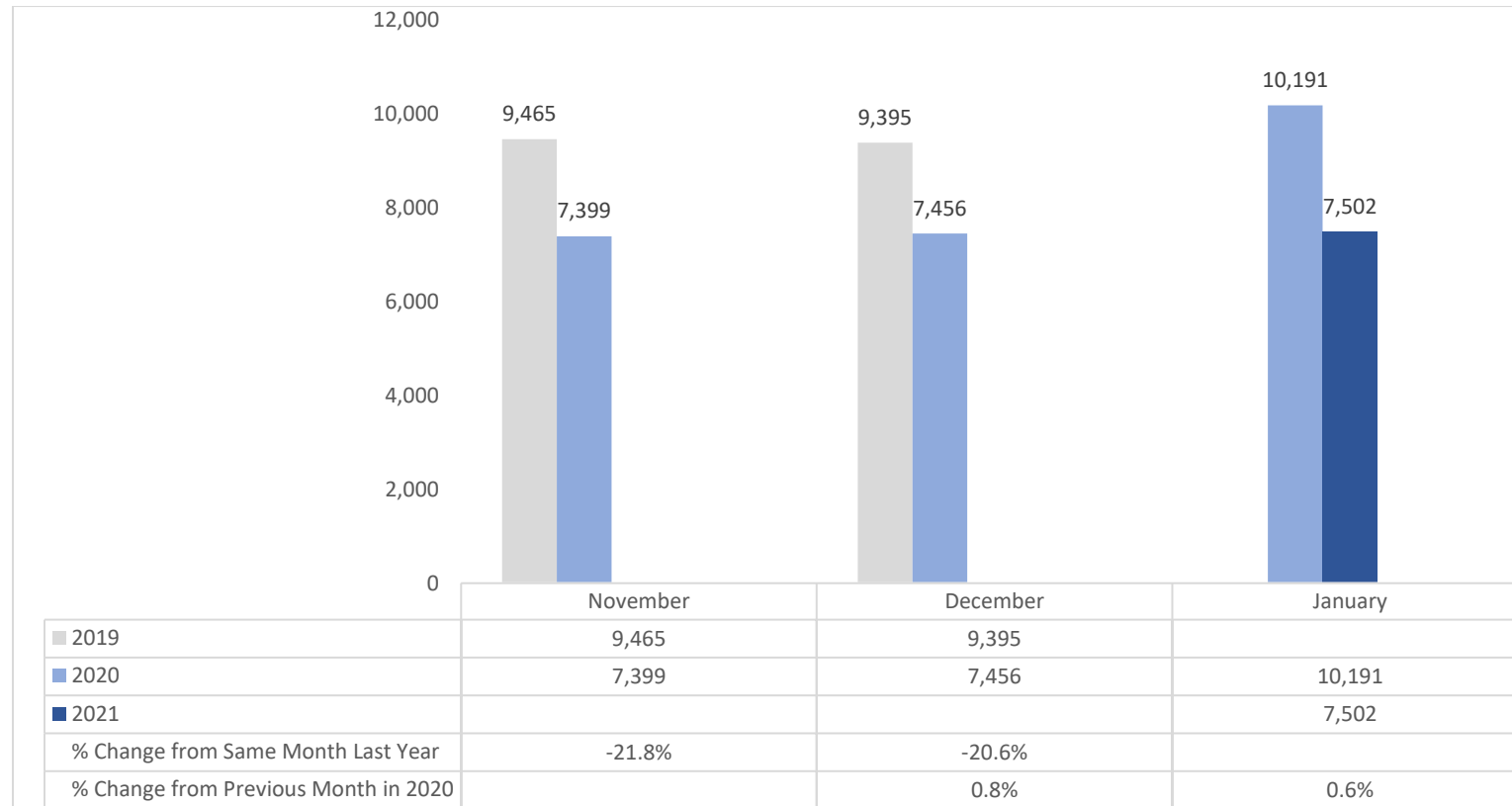
District Court Criminal Case Activity

Table 22: District Court Original Criminal Case Filings, Hearings Held/Concluded, Pleas and Dispositions November- January 2019, 2020 and 2021

District Court Criminal Case Activity	November			December				January			
	2019	2020	Percent Change from Last Year: November 2019 & 2020	2019	2020	Percent Change from Previous Month: November & December 2020	Percent Change from Last Year: December 2019 & 2020	2020	2021	Percent Change from Previous Month: December 2020 & January 2021	Percent Change from Last Year: January 2020 & 2021
Total Original Criminal Filings	9,465	7,399	-21.8%	9,395	7,456	0.8%	-20.6%	10,191	7,502	0.6%	-26.4%
Criminal Pleas	16,343	11,593	-29.1%	16,034	10,589	-8.7%	-34.0%	17,721	10,969	3.6%	-38.1%
Total Criminal Hearings	19,268	14,648	-24.0%	19,473	14,686	0.3%	-24.6%	21,615	14,493	-1.3%	-32.9%
Highlight - Bail Review Hearings	3,386	3,289	-2.9%	3,792	2,936	-10.7%	-22.6%	4,092	3,283	11.8%	-19.8%
All Other Criminal Hearings	15,882	11,359	-28.5%	15,681	11,750	3.4%	-25.1%	17,523	11,210	-4.6%	-36.0%
Total Dispositions	12,220	8,664	-29.1%	12,029	7,118	-17.8%	-40.8%	12,630	7,452	4.7%	-41.0%
Trial Dispositions	3,196	2,174	-32.0%	3,017	1,598	-26.5%	-47.0%	3,471	1,471	-7.9%	-57.6%
Non-Trial Dispositions	9,024	6,490	-28.1%	9,012	5,520	-14.9%	-38.7%	9,159	5,981	8.4%	-34.7%

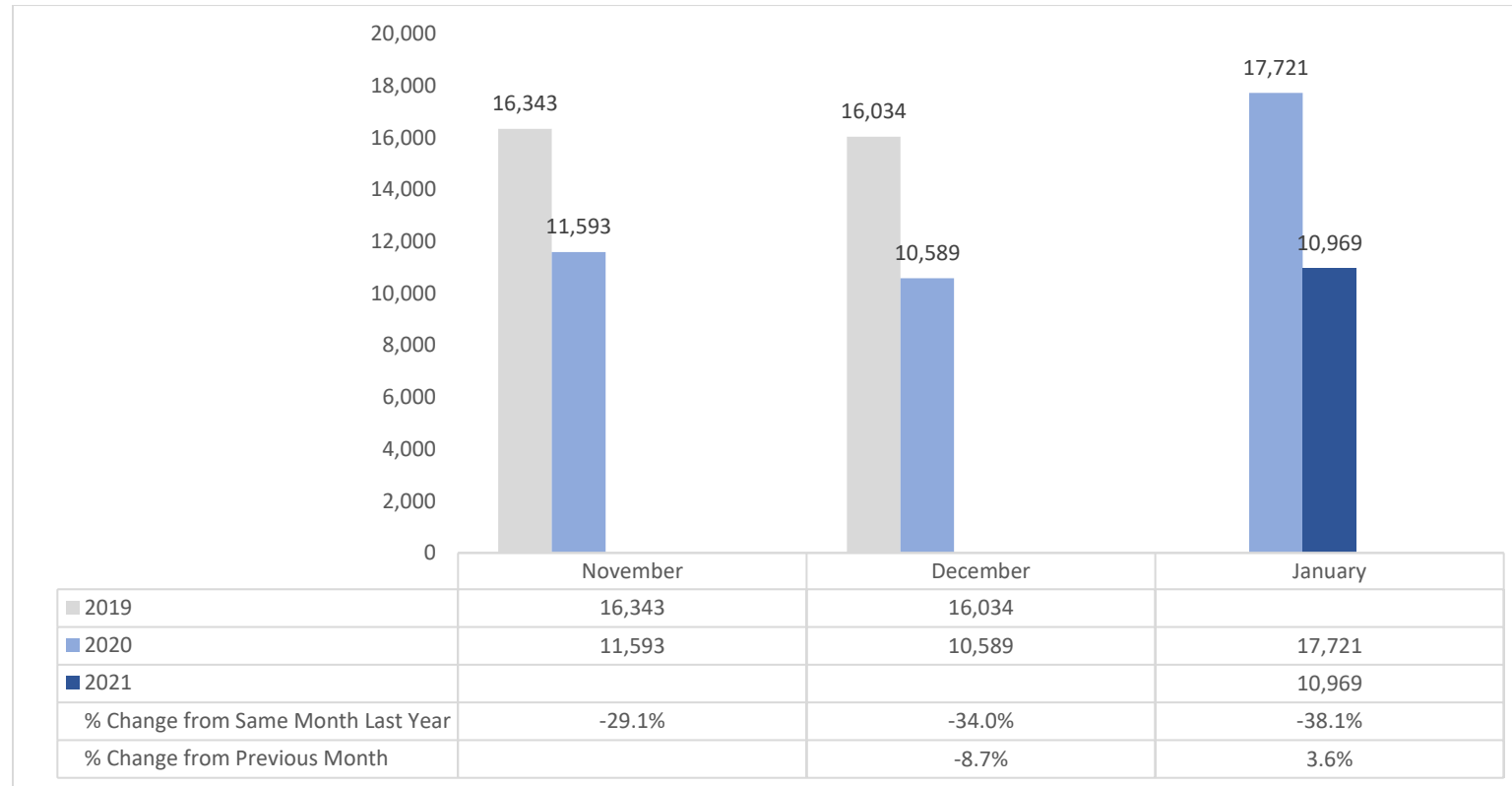
Note: Total criminal case filings, pleas, and hearings include fugitive warrants. Criminal filings, pleas, and hearings do not include those associated with motor vehicle violation.

Figure 38: District Court Criminal Cases Filed, 2019, 2020 and 2021



There were 22,357 total original criminal filings from November 2020 to January 2021. Total original criminal filings declined 21.8% in November 2020 (7,399 total original criminal filings) compared to November 2019 (9,465 total original criminal filings). In December 2020, there were 7,456 total original criminal filings, a decrease of 20.6% from December 2019 and an increase of 0.8% from November 2020. In January 2021, there were 7,502 total original criminal filings, a decrease of 26.4% from January 2020 and an increase of 0.6% from December 2020.

Figure 39: District Court Criminal Pleas, 2019, 2020 and 2021

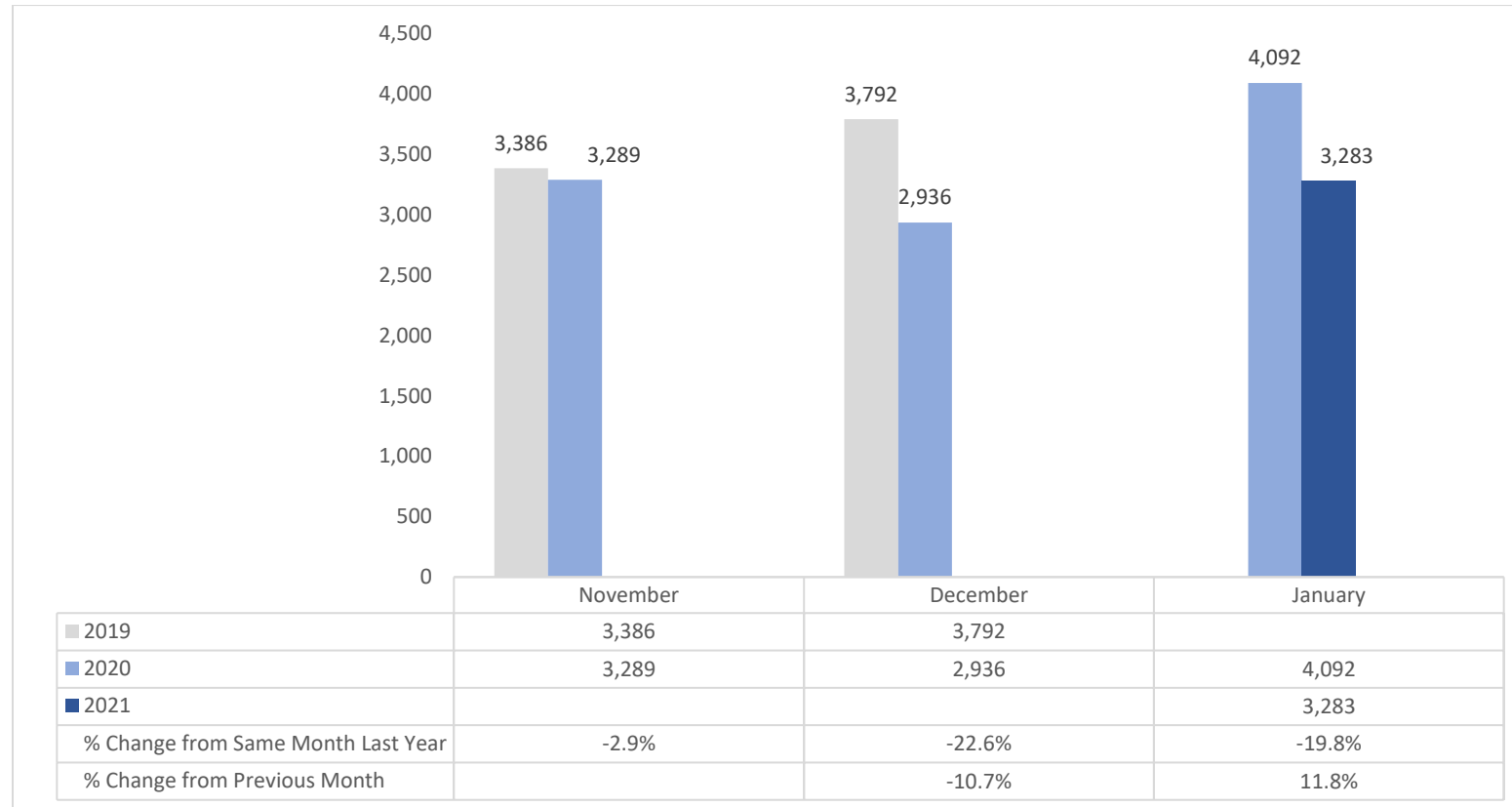


There were 33,151 criminal pleas from November 2020 to January 2021. Criminal pleas declined 29.1% in November 2020 (11,593 criminal pleas) compared to November 2019 (16,343 criminal pleas). In December 2020, there were 10,589 criminal pleas, a decrease of 34.0% from December 2019 and a decrease of 8.7% from November 2020. In January 2021, there were 10,969 criminal pleas, a decrease of 38.1% from January 2020 and an increase of 3.6% from December 2020.

Figure 40: District Court Criminal Hearings Held/Concluded 2019, 2020 and 2021



There were 43,827 criminal hearings from November 2020 to January 2021. Criminal hearings declined 24.0% in November 2020 (14,648 criminal hearings) compared to November 2019 (19,268 criminal hearings). In December 2020, there were 14,686 criminal hearings, a decrease of 24.6% from December 2019 and an increase of 0.3% from November 2020. In January 2021, there were 14,493 criminal hearings, a decrease of 32.9% from January 2020 and a decrease of 1.3% from December 2020.

Figure 41: District Court Criminal Bail Review Hearings 2019, 2020 and 2021

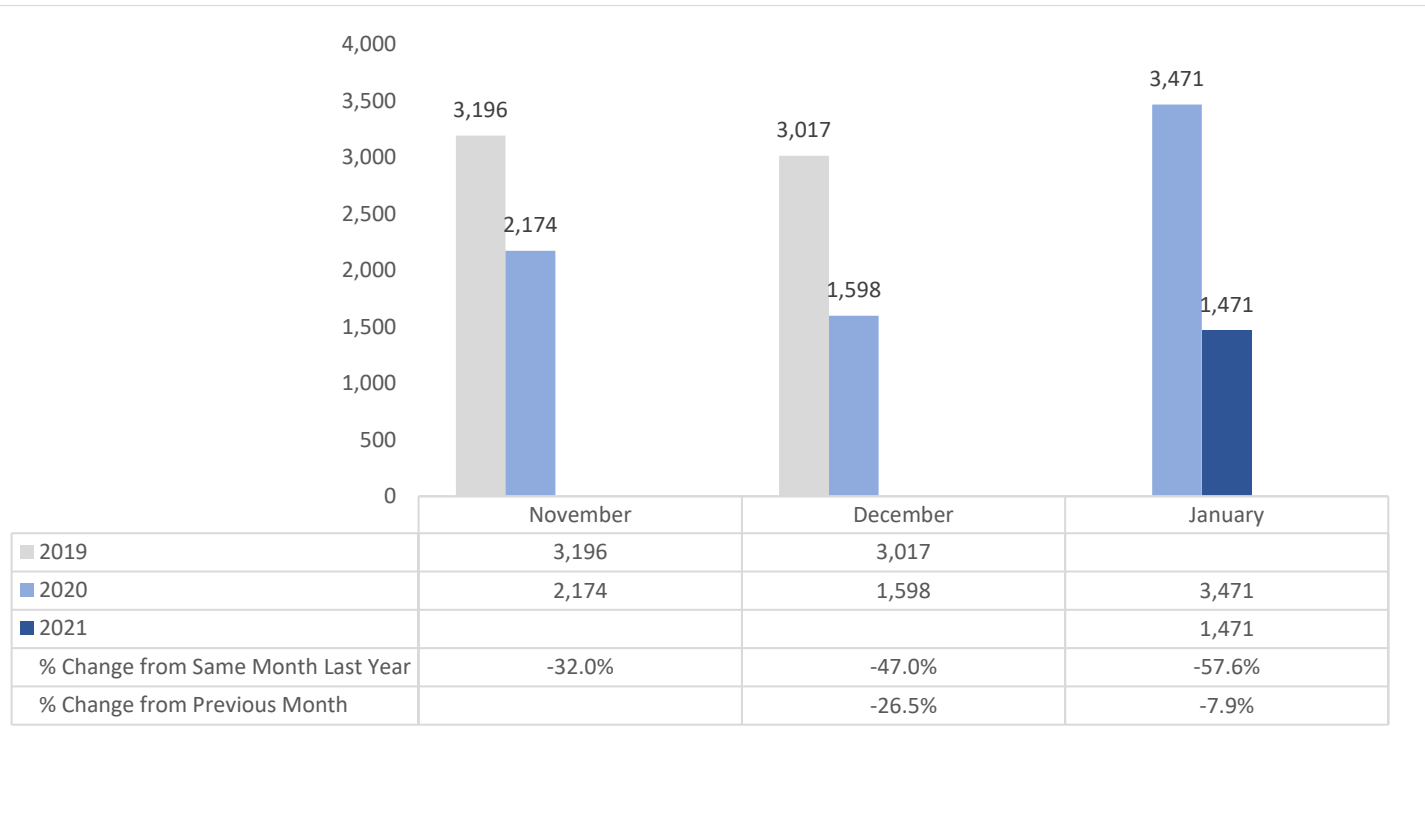
There were 9,508 bail review hearings from November 2020 to January 2021. Bail review hearings declined 2.9% in November 2020 (3,289 bail review hearings) compared to November 2019 (3,386 bail review hearings). In December 2020, there were 2,936 bail review hearings, a decrease of 22.6% from December 2019 and a decrease of 10.7% from November 2020. In January 2021, there were 3,283 bail review hearings, a decrease of 19.8% from January 2020 and an increase of 11.8% from December 2020.

Figure 42: District Court Total Criminal Dispositions 2019, 2020 and 2021

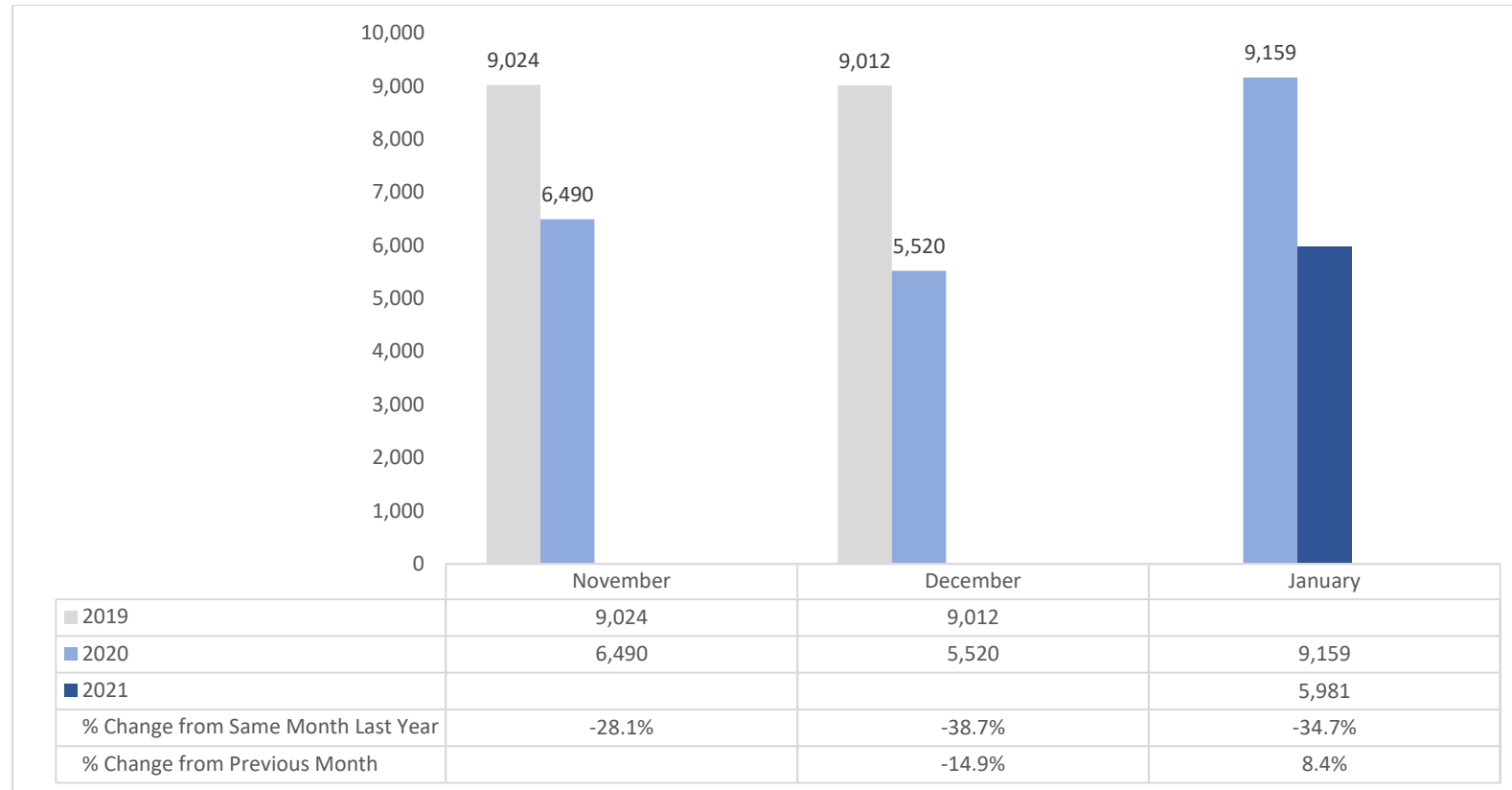


There were 23,234 total dispositions from November 2020 to January 2021. Total dispositions declined 29.1% in November 2020 (8,664 total dispositions) compared to November 2019 (12,220 total dispositions). In December 2020, there were 7,118 total dispositions, a decrease of 40.8% from December 2019 and a decrease of 17.8% from November 2020. In January 2021, there were 7,452 total dispositions, a decrease of 41.0% from January 2020 and an increase of 4.7% from December 2020.

Figure 43: District Court Criminal Trial Dispositions, 2019, 2020 and 2021



There were 5,243 total trial dispositions from November 2020 to January 2021. Total trial dispositions declined 32.0% in November 2020 (2,174 total trial dispositions) compared to November 2019 (3,196 total trial dispositions). In December 2020, there were 1,598 total trial dispositions, a decrease of 47.0% from December 2019 and a decrease of 26.5% from November 2020. In January 2021, there were 1,471 total trial dispositions, a decrease of 57.6% from January 2020 and a decrease of 7.9% from December 2020.

Figure 44: District Court Criminal Non-Trial Dispositions 2019, 2020 and 2021

There were 17,991 total non-trial dispositions from November 2020 to January 2021. Total non-trial dispositions declined 28.1% in November 2020 (6,490 total non-trial dispositions) compared to November 2019 (9,024 total non-trial dispositions). In December 2020, there were 5,520 total non-trial dispositions, a decrease of 38.7% from December 2019 and a decrease of 14.9% from November 2020. In January 2021, there were 5,981 total non-trial dispositions, a decrease of 34.7% from January 2020 and an increase of 8.4% from December 2020.

District Court Motor Vehicle Case Activity

Table 23: District Court Motor Vehicle Cases Filed, Hearings Held/Concluded and Dispositions November- January 2019, 2020 and 2021

	November			December				January			
District Court Motor Vehicle Case Activity	2019	2020	Percent Change from Last Year: November 2019 & 2020	2019	2020	Percent Change from Previous Month: November & December 2020	Percent Change from Last Year: December 2019 & 2020	2020	2021	Percent Change from Previous Month: December 2020 & January 2021	Percent Change from Last Year: January 2020 & 2021
Total Original Motor Vehicle Filings	94,698	59,939	-36.7%	89,483	50,283	-16.1%	-43.8%	104,507	56,538	12.4%	-45.9%
Motor Vehicle Pleas	78,216	41,222	-47.3%	78,347	25,698	-37.7%	-67.2%	87,067	29,402	14.4%	-66.2%
Total Motor Vehicle Hearings	39,964	19,049	-52.3%	38,582	10,904	-42.8%	-71.7%	44,298	11,215	2.9%	-74.7%
Highlight -Bail Review Hearings	436	305	-30.0%	440	282	-7.5%	-35.9%	558	254	-9.9%	-54.5%
All Other Motor Vehicle Hearings	39,528	18,744	-52.6%	38,142	10,622	-43.3%	-72.2%	43,740	10,961	3.2%	-74.9%
Total Motor Vehicle Dispositions	92,058	43,235	-53.0%	92,402	27,368	-36.7%	-70.4%	102,972	31,632	15.6%	-69.3%

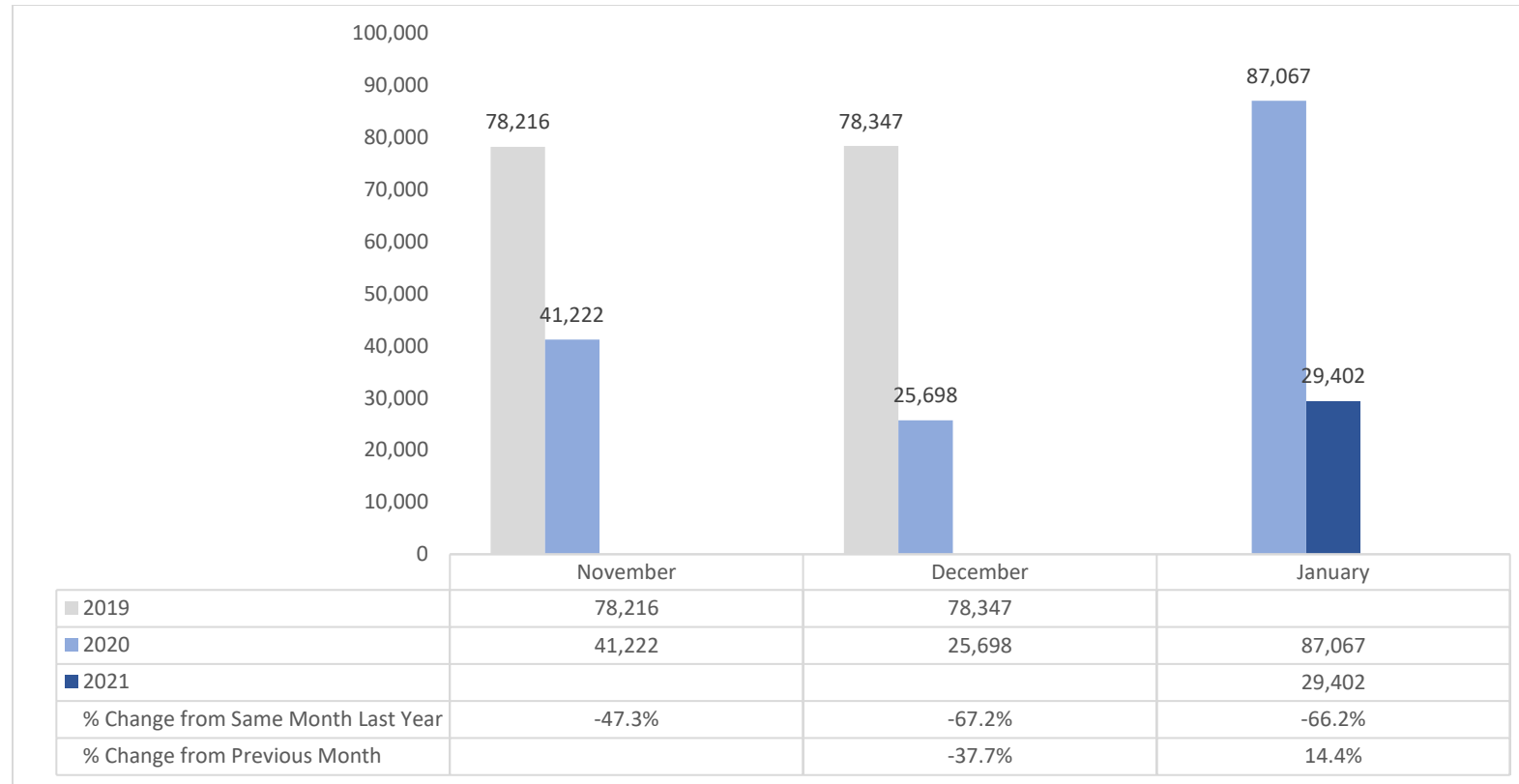
Note: Motor vehicle filings, hearings, and pleas include all citations associated with an incident, including 21-902, payable and must appear, mass transit, natural resource and parking and red-light violations.

Figure 45: District Court Motor Vehicle Cases Filed, 2019, 2020 and 2021

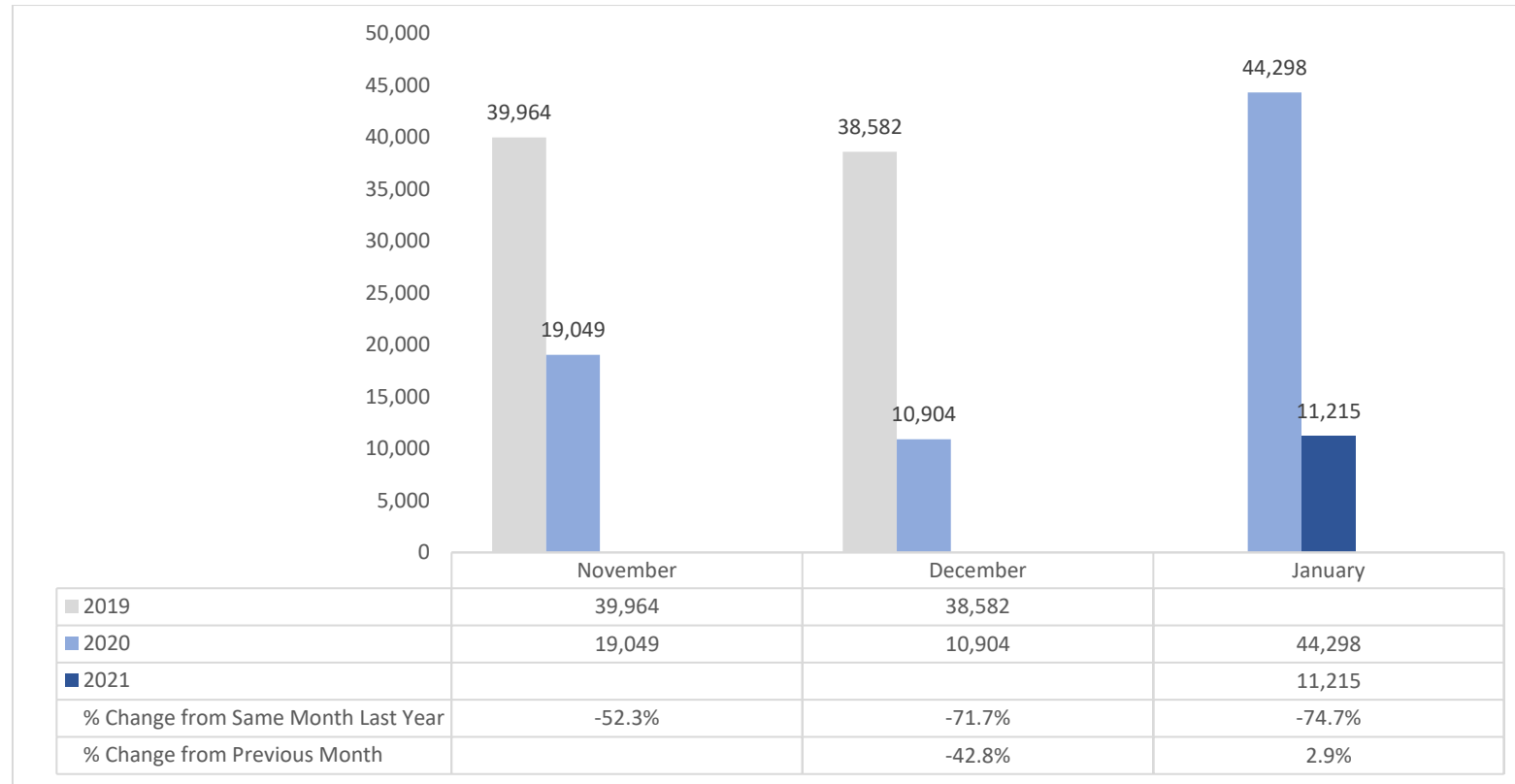


There were 166,760 motor vehicle cases filed from November 2020 to January 2021. Motor vehicle cases filed declined 36.7% in November 2020 (59,939 motor vehicle cases filed) compared to November 2019 (94,698 motor vehicle cases filed). In December 2020, there were 50,283 motor vehicle cases filed, a decrease of 43.8% from December 2019 and a decrease of 16.1% from November 2020. In January 2021, there were 56,538 motor vehicle cases filed, a decrease of 45.9% from January 2020 and an increase of 12.4% from December 2020.

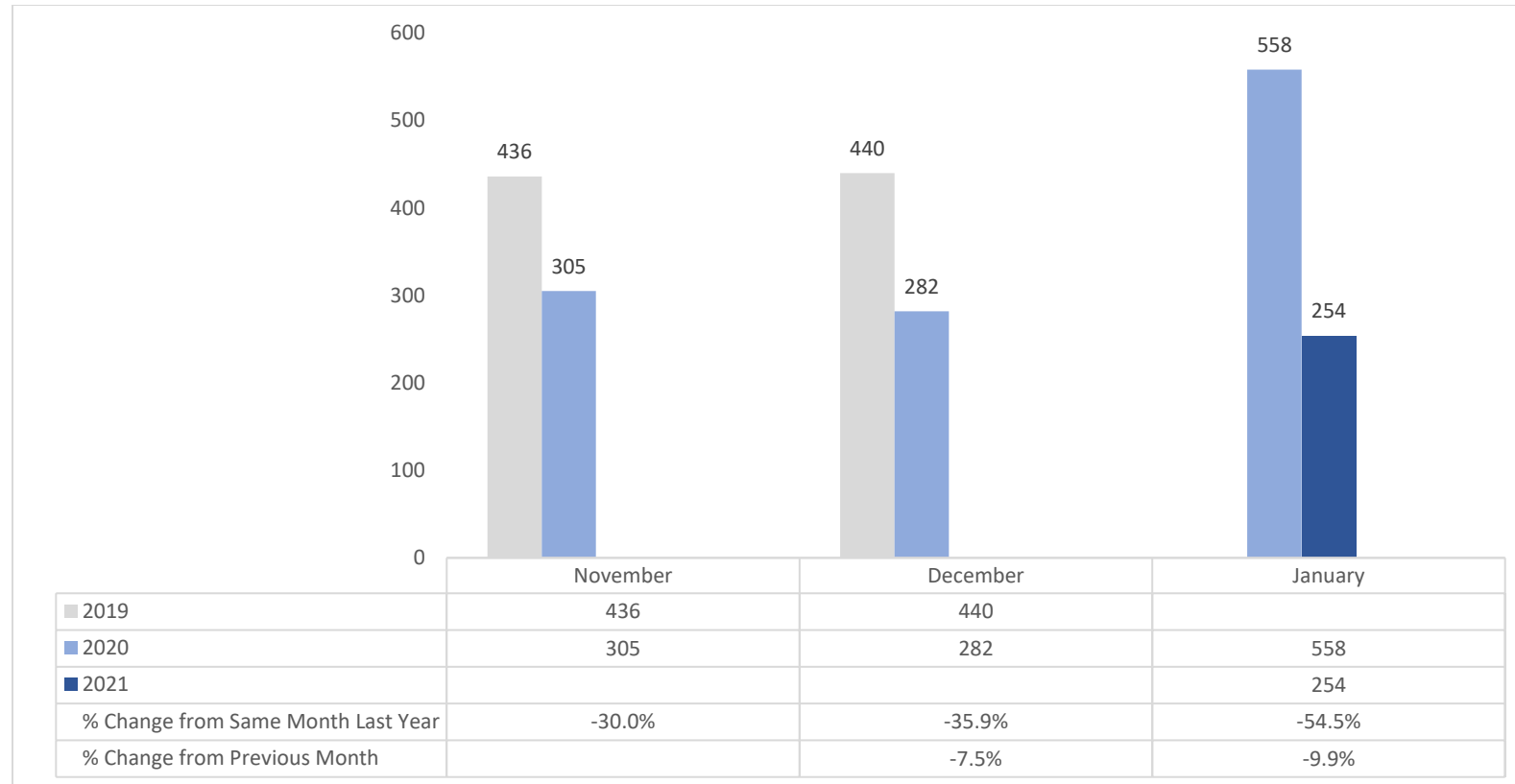
Figure 46: District Court Motor Vehicle Case Pleas, 2019, 2020 and 2021



There were 96,322 motor vehicle pleas from November 2020 to January 2021. Motor vehicle pleas declined 47.3% in November 2020 (41,222 motor vehicle pleas) compared to November 2019 (78,216 motor vehicle pleas). In December 2020, there were 25,698 motor vehicle pleas, a decrease of 67.2% from December 2019 and a decrease of 37.7% from November 2020. In January 2021, there were 29,402 motor vehicle pleas, a decrease of 66.2% from January 2020 and an increase of 14.4% from December 2020.

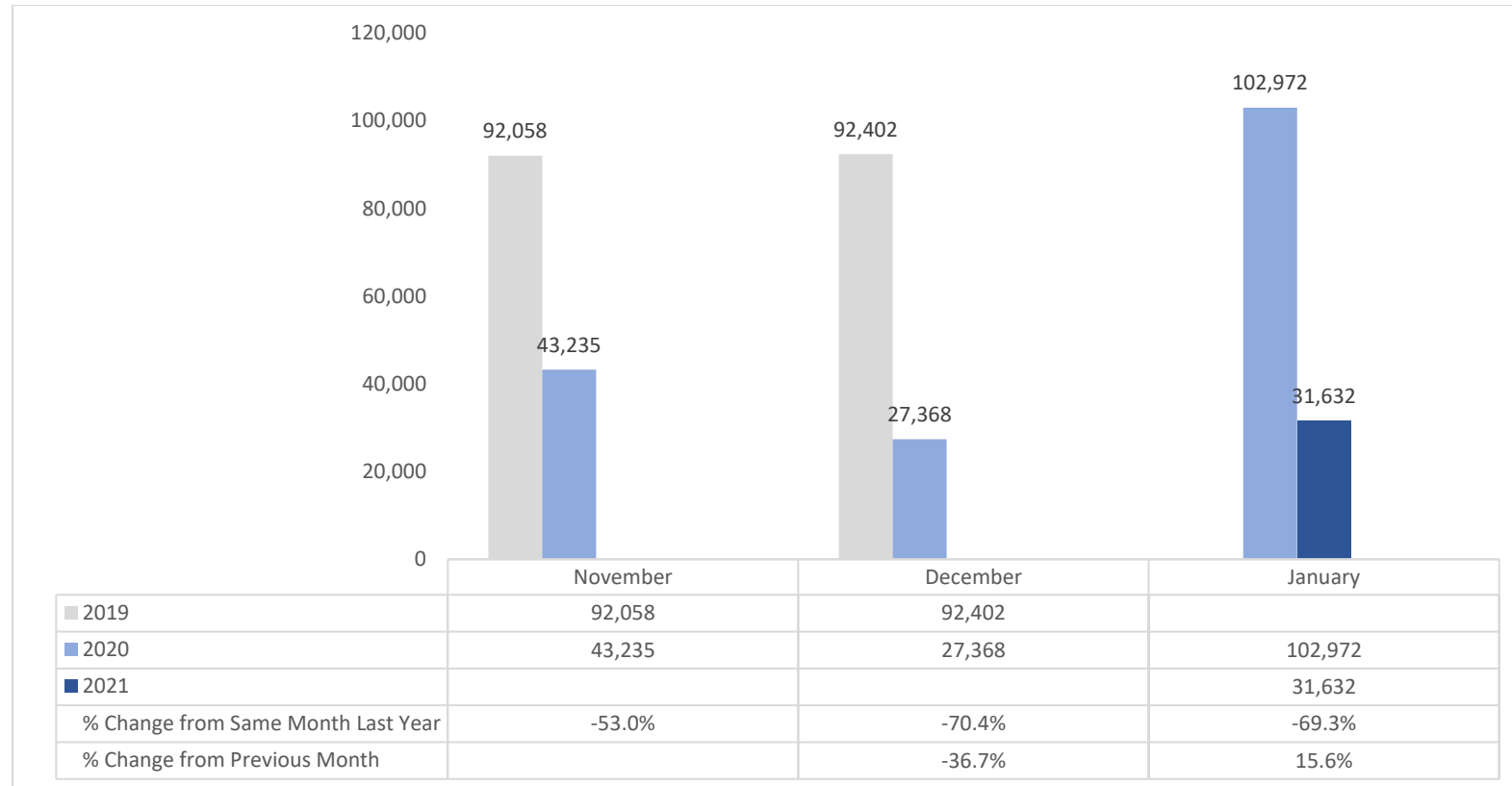
Figure 47: District Court Motor Vehicle Hearings Held/Concluded, 2019, 2020 and 2021

There were 41,168 motor vehicle hearings from November 2020 to January 2021. Motor vehicle hearings declined 52.3% in November 2020 (19,049 motor vehicle hearings) compared to November 2019 (39,964 motor vehicle hearings). In December 2020, there were 10,904 motor vehicle hearings, a decrease of 71.7% from December 2019 and a decrease of 42.8% from November 2020. In January 2021, there were 11,215 motor vehicle hearings, a decrease of 74.7% from January 2020 and an increase of 2.9% from December 2020.

Figure 48: District Court Motor Vehicle Bail Review Hearings, 2019, 2020 and 2021

There were 841 bail review hearings from November 2020 to January 2021. Bail review hearings declined 30.0% in November 2020 (305 bail review hearings) compared to November 2019 (436 bail review hearings). In December 2020, there were 282 bail review hearings, a decrease of 35.9% from December 2019 and a decrease of 7.5% from November 2020. In January 2021, there were 254 bail review hearings, a decrease of 54.5% from January 2020 and a decrease of 9.9% from December 2020.

Figure 49: District Court Motor Vehicle Dispositions, 2019, 2020 and 2021



There were 102,235 total motor vehicle dispositions from November 2020 to January 2021. Total motor vehicle dispositions declined 53.0% in November 2020 (43,235 total motor vehicle dispositions) compared to November 2019 (92,058 total motor vehicle dispositions). In December 2020, there were 27,368 total motor vehicle dispositions, a decrease of 70.4% from December 2019 and a decrease of 36.7% from November 2020. In January 2021, there were 31,632 total motor vehicle dispositions, a decrease of 69.3% from January 2020 and an increase of 15.6% from December 2020.

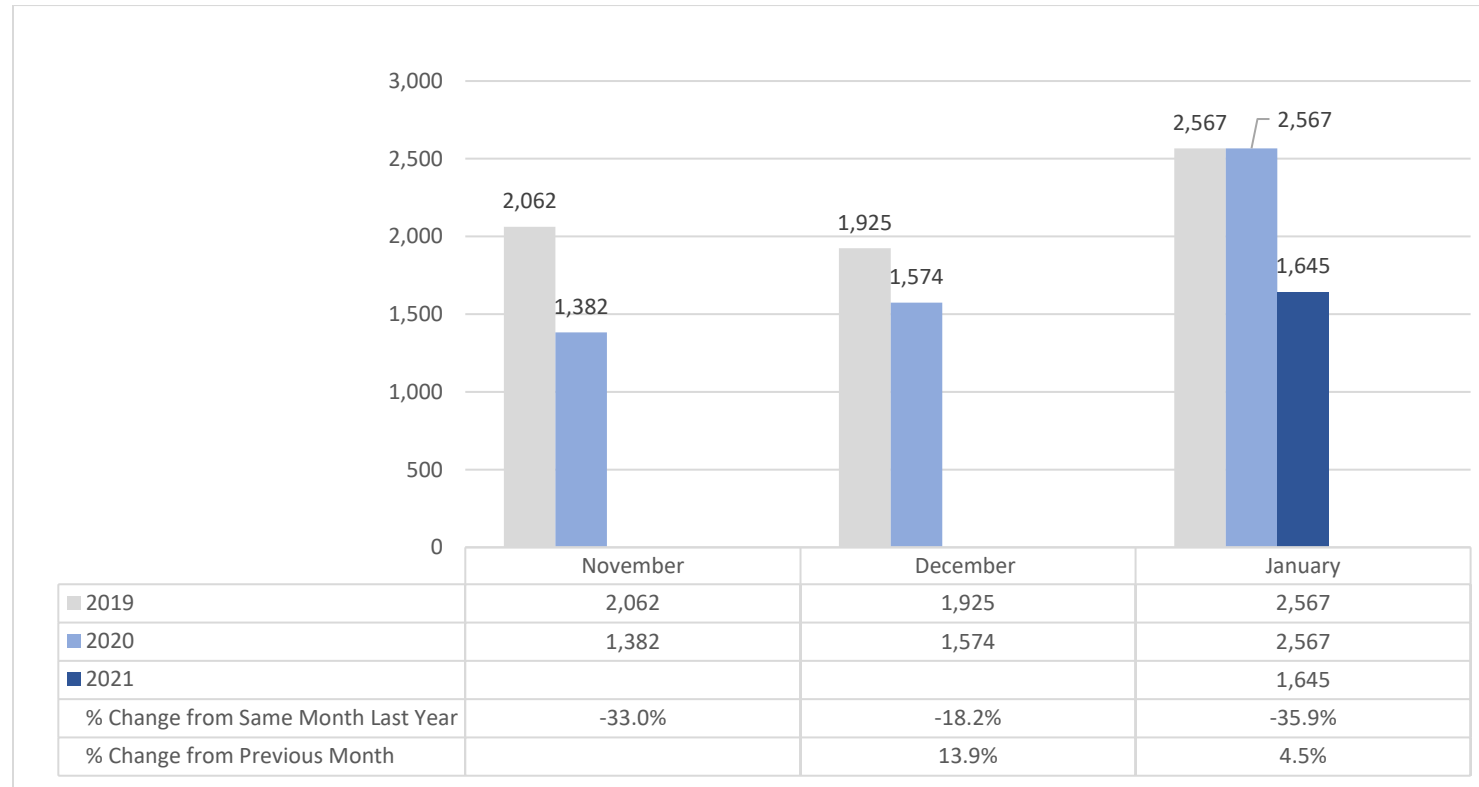
Problem-Solving Court Activity

Table 24: Problem-Solving Court (PSC) Hearings, Number of Participants in Attendance November -January 2019, 2020, and 2021

	November			December				January			
	2019	2020	Percent Change from Last Year: March 16-June 5, 2019 & 2020	2019	2020	Percent Change from Previous Phase I & Phase II 2020	Percent Change from Last Year: June 5-July 20, 2019 & 2020	2020	2021	Percent Change from Previous Phase II & Phase III 2020	Percent Change from Last Year: July 20-August 30, 2019 & 2020
# of Participants Participating in Court Hearings	2,062	1,382	-49.90%	1,925	1,574	-27.10%	-28.30%	2,567	1,645	-7.20%	-32.60%

Source: Statewide Maryland Automated Record Tracking (SMART)

Figure 50: District and Circuit Court PSC Hearings, Number of Participants in Attendance 2019, 2020, and 2021



There were 4,601 participants participating in court hearings from November 2020 to January 2021. The number of participants participating in court hearings declined 33.0% in November 2020 (1,382 participants) compared to November 2019 (2,062 participants). In December 2020, there were 1,574 participants participating in court hearings, a decrease of 18.2% from December 2019 and an increase of 13.9% from November 2020. In January 2021, there were 1,645 participants participating in court hearings, a decrease of 35.9% from January 2020 and an increase of 4.5% from December 2020.

Appendices

Appendix A: [COVID 19 Timeline](#)

Appendix B: COVID Administrative Orders*(Active)

COVID 19 Administrative Orders	
February 16, 2021	Amended Administrative Order Expanding Statewide Judiciary Operations in Light of the COVID-19 Emergency Seventh Administrative Order Clarifying COVID-19 Health Measures in Courthouses and Judicial Branch Facilities Seventh Amended Administrative Order Clarifying the Statewide Suspension of Jury Trials and Maintaining Grand Juries Eighth Revised Administrative Order on the Emergency Tolling or Suspension of Statutes of Limitations and Statutory and Rules Deadlines Related to the Initiation of Matters and Certain Statutory and Rules Deadlines in Pending Matters Eighth Amended Administrative Order on the Suspension During the COVID-19 Emergency of Foreclosures, Evictions, and Other Ejectments Involving Residences
February 2, 2021,	First Amended Administrative Order on Case Time Standards and Related Reports for Fiscal Years 2020 and 2021 in Light of the COVID-19 Emergency
December 16, 2020	Second Administrative Order on Remote Oral Arguments
November 12, 2020	Fifth Administrative Order Restricting Statewide Judiciary Operations Due to the COVID- 19 Emergency
October 26, 2020	Remote Oral Arguments
June 03, 2020	Amended Administrative Order Lifting the Suspension During the COVID-19 Emergency of Foreclosures, Evictions, and Other Ejectments Involving Residences
May 26, 2020	Postponement of the July 2020 Maryland Bar Examination
May 18, 2020	Rescheduling May Oral Arguments and Postponing Other Oral Arguments
May 01, 2020	Amended Administrative Order on Remote Proceedings Held During the COVID-19 Emergency Case Time Standards and Related Reports for Fiscal Years 2020 and 2021 in Light of the COVID-19 Emergency
April 14, 2020	Guiding the Response of the Trial Courts of Maryland to the COVID-19 Emergency as it Relates to Those Persons who are Incarcerated or Imprisoned

<u>COVID 19 Administrative Orders</u>	
April 13, 2020	<u>Guiding the Response of Circuit Courts Sitting as Juvenile Courts to the COVID-19 Emergency as it Relates to those Juveniles who are Detained, Committed Pending Placement or in Commitments</u>
April 07, 2020	<u>Administration of the Attorney Oath</u>
March 27, 2020	<u>Permissive Use of the MDEC System for Appellate Filings During the COVID-19 Emergency</u>
March 18, 2020	<u>Statewide Operations That Must Be Maintained During the COVID-19 Emergency: Land Records</u>

**Does not include rescinded or obsolete orders*

Appendix C: Judicial Operations by Court and Phase

Phase I: March 16, 2020 - June 5, 2020

During this phase court activity was limited to emergency operations only with few exceptions.

District Court

- Bail reviews
- Bench warrants
- Emergency evaluations
- Quarantine and isolation violations
- Body attachments

District Court Commissioners

- New extreme risk protective order petitions
- New domestic violence protective order petitions (adult respondents)
- New peace order petitions
- Initial appearances
- Applications for statement of charges
- Bail bonds
- Bench warrant satisfactions

Circuit Courts

- Bail reviews
- Bench warrants
- Arraignments for detained defendants
- Juvenile detention

- Juvenile shelter care
- Peace order petitions (juvenile respondents)
- Emergency evaluations
- Quarantine and isolation
- Extradition
- Body attachments
- Extreme risk protective order appeals

Court of Special Appeals

- Injunctive relief pending appeal
- Appeals if lack of action would result in dispositive outcome
- Appeals from quarantine and isolation matters

Court of Appeals

- Certain election law matters
- Mandamus
- Certified questions of law
- Quarantine and isolation

Phase II: June 5, 2020-July 19, 2020 and December 22, 2020-March 14, 2021

Courts began to hear more matters, some in-person and some remotely. This included matters that were postponed during phase one of the health emergency, and other priority matters.

Phase 2 includes Phase 1 matters in addition to items below:

District Court

- Criminal and Traffic
- Bail reconsiderations
- Matters regarding locally incarcerated defendants (in accordance with April 14 order)
- Guilty pleas with deferral of incarceration start date considered
- Mental health evaluations and competency matters
- Preliminary hearings with proposed resolution and no testimony required.
- Civil
- Temporary and final domestic violence, peace, and extreme risk protective orders
- Temporary restraining orders
- Landlord/Tenant

- Emergency breach of lease involving threat to person or property and associated warrants of restitution
- Emergency wrongful detainer actions and associated warrants of restitution
- Problem-Solving Courts
- Proceedings of drug, mental health, DUI, veterans', and reentry courts.

District Court Commissioners

- Commissioners continue to hear all Phase One matters.

Circuit CourtsCivil

- Emergency habeas corpus matters
- Temporary restraining orders
- Scheduling conferences
- Status conferences
- On the record appeals
- Matters that can be handled remotely or without testimony or both.

Criminal

- Bail reconsiderations
- Matters regarding locally incarcerated defendants (in accordance with April 14 order)
- Arraignments for detained defendants
- Extradition cases
- Competency, criminal responsibility issues not requiring witness testimony status, and discovery and Hicks issues
- Deferred sentencing for non-incarcerated defendants
- Pleas agreements without recommendations for incarceration
- Deferred sentencing
- Motions that can be handled remotely or without testimony or both

Family

- Scheduling conferences
- Status conferences
- Uncontested divorce and other uncontested matters
- Domestic violence protective orders

- Domestic violence, peace, and extreme risk protective order appeals
- Family law emergencies that have been determined to require an expedited hearing
- Emergency issues in guardianship matters
- Temporary restraining orders
- Default hearings
- Exceptions not requiring witness testimony
- Matters that can be handled remotely or without testimony or both

Child in Need of Assistance (CINA)

- Shelter care hearings
- CINA matters that are uncontested or can be heard by proffer including adjudications, dispositions, permanency plans, and permanency plan reviews.
- Termination of parental rights that are by consent or proffer
- Exceptions (uncontested, consented to, or requiring legal argument only)
- Family Treatment/Recovery Court reviews
- Guardianships under juvenile causes
- Adoptions re: CINA and TPR youth
- Matters that can be handled remotely or without testimony or both

Juvenile Delinquency

- Detention hearings
- Peace order petitions (juvenile respondents)
- Arraignments and first appearances
- Emergency delinquency matters
- Adjudication with agreed to plea and/or by proffer
- Disposition by consent or proffer
- Disposition reviews
- Delinquency juvenile treatment plans and reviews
- Closure of probation and jurisdiction not requiring testimony
- Juvenile expungements not requiring testimony
- Juvenile permanency plans and reviews by consent or proffer
- Juvenile waivers by consent and not requiring testimony
- Exceptions no requiring witness testimony

- Matters that can be heard remotely or without testimony or both

Problem-solving Courts

- Proceedings of drug, mental health, family/dependence recovery, DUI, veterans', juvenile drug, and truancy courts.

Phase III: July 20, 2020 – August 30, 2020 and November 16, 2020 – November 29, 2020

Courts begin to hear a broader range of cases (below) including Phase 1 and Phase 2 matters.

District Court

Criminal and Traffic

- Trials for incarcerated defendants
- Other cases alleging violent acts, alcohol-related motor vehicle matters
- Preliminary hearings
- Begin scheduling minor traffic matters for dockets that begin during Phase Four, including previously postponed matters
- Violation of probation

Civil

- Resume handling temporary domestic violence protective, peace, and extreme risk protective order petitions during court hours.
- Begin scheduling civil matters, including trials, for dockets that begin during Phase Four, including previously postponed matters.

Landlord/Tenant

- Rent escrow actions, provided local inspection practices can be conducted
- Tenant holding over actions and associated warrants of restitution
- Breach of lease actions and any associated warrants of restitution
- Wrongful detainer actions and associated warrants of restitution
- Processing of warrants of restitution for failure to pay rent actions to begin after July 25, 2020, consistent with the Amended Order in regard to Foreclosures, Evictions, and Other Ejectments involving Residences.

District Court Commissioners

- Commissioners will resume hearing interim domestic violence protective order, peace, and extreme risk protective order petitions only after regular court hours.
- Continue to accept circuit court bail bonds through Phase Four.

Circuit CourtsCivil

- Motions requiring witness testimony
- Settlement hearings
- Attorney disciplinary hearings

Criminal

- Motions
- Expungements
- Violation of probation
- Non-jury trials
- Jury prayer status hearings
- Sentencings previously deferred

Family

- Resume handling temporary domestic violence protective order petitions during court hours
- Motions requiring witness testimony
- Pendente lite hearings
- Contempt proceedings
- Adoptions
- Guardianship - non-emergency
- Child support establishment
- Settlement hearings
- Court-ordered mediation

Child in Need of Assistance (CINA)

- All matters and motions that are contested and/or require testimony
- Adjudications, dispositions, permanency plans, and permanency plan reviews
- Exceptions hearings requiring witness testimony
- Contested TPRs

Juvenile Delinquency

- All matters that are contested and/or require testimony
- Adjudications

- Dispositions
- Disposition review
- Closure of probation and jurisdiction
- Motions
- Juvenile expungements
- Juvenile Permanency plan and permanency plan review
- Juvenile and adult sex offender registration
- Waiver hearings, including to and from Juvenile Court
- Exception hearings

Court of Special Appeals

- Same as Phase two.

Court of Appeals

- Same as Phase two.

Phase IV: August 31, 2020- November 15, 2020 and March 15, 2021 through April 25, 2021

Courts will resume a broader range of activities, including Phase 1, 2 and 3 matters.

District CourtCriminal and Traffic

- All criminal matters
- Minor traffic matters
- Begin scheduling dockets that begin during Phase Five for:
 - Red light
 - Parking
 - Speed camera
 - School bus
 - Toll/MTA
- Other civil citations including previously postponed matters

Civil

- All civil matters
- Landlord/Tenant
- Failure to pay rent

Problem-solving Courts

- Fully operational

District Court Commissioners

- Fully operational
- Continue to accept circuit court bail bonds through Phase Four.

Circuit CourtsCivil

- Non-jury trials
- De novo appeals
- Criminal
- Post-conviction hearings
- Three-judge panel sentence reviews
- Family
- Hearings and trials
- Child support contempt

Child in Need of Assistance (CINA)

- Fully operational

Juvenile Delinquency

- Fully operational

Problem-solving Courts

- Fully operational

Court of Special Appeals

- Same as Phase Two.

Court of Appeals

- Same as Phase Two.

Phase V: Beginning April 26, 2021

- All courts resume full operations.